

# 2018-2019 Brooklyn College Fact Book

## Office of Institutional Research and Data Analysis



### Including:

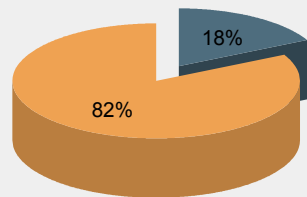
- Enrollment Snapshot  
(with Basic Demographics)
- Ten Year Trends in FTE  
Enrollment by Department
- Ten Year Trends in  
Majors/Graduate Programs
- Ten Year Trends in Degree  
Conferrals



## Fall 2018 Enrollment Snapshot

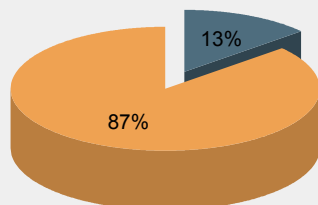
### Enrollment FTE Admissions Majors by School

	FTE	%
Undergraduate	14,968	82%
Graduate	3,183	18%
<b>Total</b>	<b>18,151</b>	<b>100%</b>



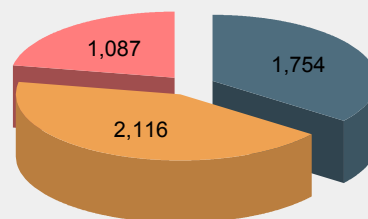
■ Graduate ■ Undergraduate

	FTE	%
Undergraduate	12,218	87%
Graduate	1,906	13%
<b>Total</b>	<b>14,124</b>	<b>100%</b>



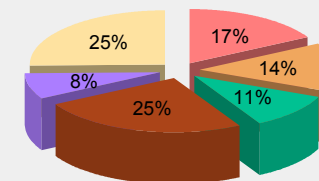
■ Graduate ■ Undergraduate

	FTE
First-time Freshmen	1,754
New Transfers	2,116
New Graduate Students	1,087



■ Freshmen ■ Transfers ■ Graduate

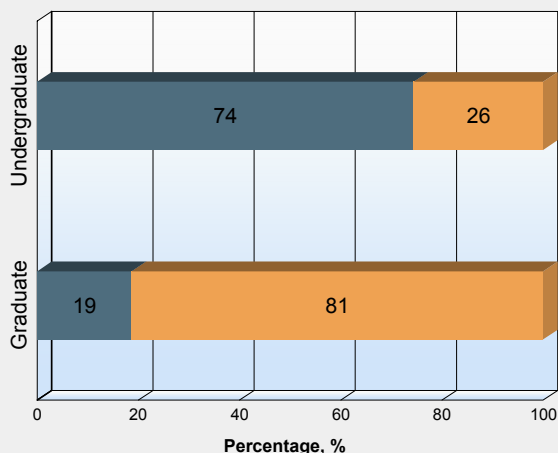
Major	FTE
Business	3,213
Education	2,737
Humanities and Social Sciences	2,003
Natural and Behavioral Sciences	4,684
Visual, Media, and Performing Arts	1,469
Undeclared/Other	4,806



■ BUS ■ EDU ■ HSS ■ NBS ■ VPA ■ UN

### Full-time / Part-time

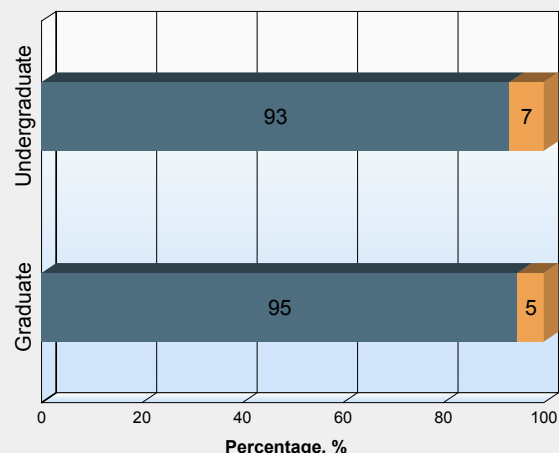
	Full Time	Part Time
Undergraduate	11,140	3,828
Graduate	595	2,588



■ Full-time ■ Part-time

### Degree / Non-degree

	Degree	Nondegree
Undergraduate	13,944	1,024
Graduate	3,016	167



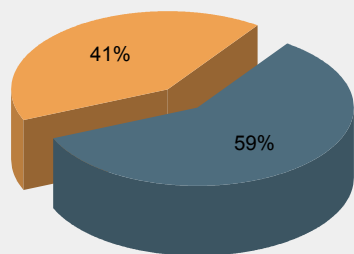
■ Degree ■ Non-degree

### Top 5 Majors

Major	FTE
<b>Undergraduate</b>	
Psychology BA	932
Computer Science BS	690
Accounting - Public Accountancy BS	546
Psychology BS	522
Biology BS	425
<b>Graduate</b>	
Teach Stud w/Disab Generalist (7-12) MSED	268
Early Child Educ Teacher(B-2) Option C MSED	156
Teach Stud w/ Disab: Chidhood Option D (TransB) MSED	101
School Counseling MSED	93
School Psychologist MSED	80

**Gender**

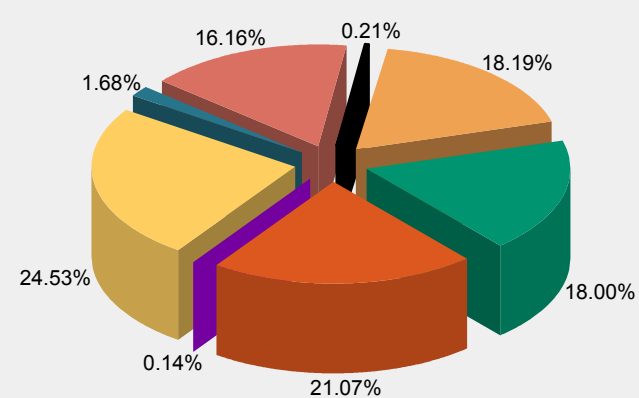
Female	10,690	59%
Male	7,461	41%



■ Female ■ Male

**Ethnicity**

American Indian or Alaska Native	0.21%
Asian	18.19%
Black or African American	18.00%
Hispanic	21.07%
Native Hawaiian or Other Pacific Islander	0.14%
White	24.53%
Two or more races	1.68%
Missing/Unknown	16.16%

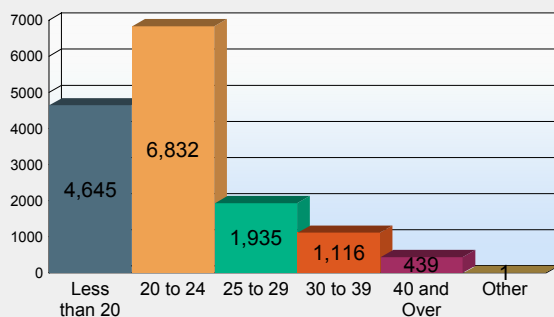


■ AIAN ■ Asian ■ Black  
■ Hispanic ■ NHPI ■ White  
■ Two or More ■ Missing/Unknown

**Age**

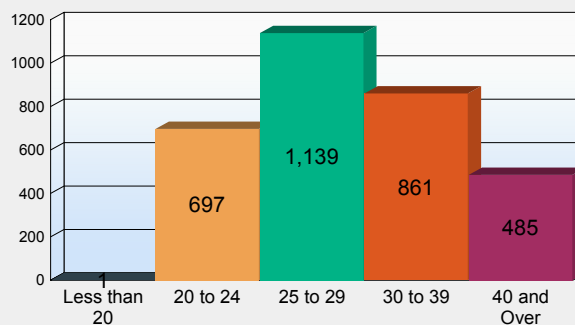
**Undergraduate Students**

Less than 20	4,645	31%
20 to 24	6,832	46%
25 to 29	1,935	13%
30 to 39	1,116	7%
40 and Over	439	3%
Other	1	0%



**Graduate Students**

Less than 20	1	0%
20 to 24	697	22%
25 to 29	1,139	36%
30 to 39	861	27%
40 and Over	485	15%



**Borough of Residence**

Brooklyn	13,551	75%
Bronx	434	2%
Manhattan	666	4%
Queens	1,781	10%
Staten Island	541	3%
Other NY State	890	5%
Other State	234	1%
Missing	54	0%

## **Brooklyn College Fact Book 2018-2019**

### **Full-Time Equivalent Enrollment By Department and Discipline, Undergraduate and Graduate**

Department / Discipline	Fall 2009	Fall 2010	Fall 2011	Fall 2012	Fall 2013	Fall 2014	Fall 2015	Fall 2016	Fall 2017	Fall 2018
<b>Murray Koppelman School of Business</b>	<b>1,752.88</b>	<b>1,691.18</b>	<b>1,733.32</b>	<b>1,781.63</b>	<b>1,939.13</b>	<b>1,959.98</b>	<b>1,945.43</b>	<b>1,998.18</b>	<b>1,997.52</b>	<b>2,117.90</b>
<b>Accounting</b>	<b>622.80</b>	<b>572.88</b>	<b>555.17</b>	<b>570.10</b>	<b>618.37</b>	<b>609.47</b>	<b>617.93</b>	<b>605.55</b>	<b>604.27</b>	<b>613.77</b>
<b>Business Management</b>	<b>749.35</b>	<b>781.43</b>	<b>842.57</b>	<b>812.00</b>	<b>872.08</b>	<b>898.18</b>	<b>771.47</b>	<b>802.85</b>	<b>804.75</b>	<b>830.95</b>
<b>Economics</b>	<b>380.73</b>	<b>336.87</b>	<b>335.58</b>	<b>399.53</b>	<b>448.68</b>	<b>452.33</b>	<b>446.78</b>	<b>490.93</b>	<b>453.55</b>	<b>486.48</b>
<b>Finance</b>	<b>0.00</b>	<b>0.00</b>	<b>0.00</b>	<b>0.00</b>	<b>0.00</b>	<b>0.00</b>	<b>109.25</b>	<b>98.85</b>	<b>134.95</b>	<b>186.70</b>
<b>School of Education</b>	<b>1,425.70</b>	<b>1,342.63</b>	<b>1,260.92</b>	<b>1,112.53</b>	<b>1,159.38</b>	<b>1,102.66</b>	<b>1,064.38</b>	<b>1,004.56</b>	<b>1,011.81</b>	<b>1,059.76</b>
<b>Childhood, Bilingual, and Special Education</b>	<b>0.00</b>	<b>0.00</b>	<b>0.00</b>	<b>335.35</b>	<b>401.68</b>	<b>392.13</b>	<b>352.45</b>	<b>302.25</b>	<b>322.17</b>	<b>389.12</b>
<b>Early Childhood and Art Education</b>	<b>0.00</b>	<b>0.00</b>	<b>0.00</b>	<b>236.88</b>	<b>255.57</b>	<b>239.78</b>	<b>218.77</b>	<b>228.75</b>	<b>233.45</b>	<b>216.98</b>
<b>Education</b>	<b>1,370.82</b>	<b>1,296.33</b>	<b>1,208.98</b>	<b>9.75</b>	<b>0.00</b>	<b>0.00</b>	<b>0.00</b>	<b>0.00</b>	<b>0.00</b>	<b>0.00</b>
<b>General Science</b>	<b>54.88</b>	<b>46.30</b>	<b>51.93</b>	<b>45.05</b>	<b>44.02</b>	<b>37.93</b>	<b>38.13</b>	<b>32.92</b>	<b>37.37</b>	<b>42.58</b>
<b>School Psychology, Counseling, and Leadership</b>	<b>0.00</b>	<b>0.00</b>	<b>0.00</b>	<b>258.50</b>	<b>232.33</b>	<b>232.50</b>	<b>257.37</b>	<b>261.33</b>	<b>241.75</b>	<b>222.33</b>
<b>Secondary Education</b>	<b>0.00</b>	<b>0.00</b>	<b>0.00</b>	<b>227.00</b>	<b>225.78</b>	<b>200.31</b>	<b>197.67</b>	<b>179.31</b>	<b>177.07</b>	<b>188.74</b>
<b>School of Humanities and Social Sciences</b>	<b>2,602.53</b>	<b>2,571.02</b>	<b>2,570.48</b>	<b>2,457.13</b>	<b>2,895.27</b>	<b>3,009.10</b>	<b>3,009.88</b>	<b>3,006.40</b>	<b>3,605.53</b>	<b>3,701.27</b>
<b>Africana Studies</b>	<b>48.80</b>	<b>38.20</b>	<b>39.20</b>	<b>42.60</b>	<b>42.20</b>	<b>47.20</b>	<b>55.95</b>	<b>53.80</b>	<b>128.72</b>	<b>197.13</b>
<b>American Studies</b>	<b>16.60</b>	<b>14.60</b>	<b>14.40</b>	<b>18.20</b>	<b>18.60</b>	<b>21.00</b>	<b>20.60</b>	<b>20.80</b>	<b>22.67</b>	<b>36.80</b>
<b>Caribbean Studies</b>	<b>0.00</b>	<b>0.00</b>	<b>0.00</b>	<b>0.00</b>	<b>4.80</b>	<b>5.00</b>	<b>5.40</b>	<b>5.00</b>	<b>5.60</b>	<b>6.00</b>
<b>Children and Youth Studies</b>	<b>82.80</b>	<b>110.80</b>	<b>114.00</b>	<b>117.60</b>	<b>83.60</b>	<b>77.60</b>	<b>110.00</b>	<b>132.00</b>	<b>120.60</b>	<b>134.60</b>
<b>Classics</b>	<b>34.60</b>	<b>43.53</b>	<b>52.73</b>	<b>62.53</b>	<b>217.53</b>	<b>204.40</b>	<b>141.20</b>	<b>180.33</b>	<b>213.60</b>	<b>253.60</b>
Classics	20.87	34.60	36.93	45.60	204.33	190.20	128.00	167.93	201.80	244.80
Greek (Ancient)	4.60	3.33	8.93	6.07	6.00	6.80	6.60	4.80	5.80	5.80
Latin	9.13	5.60	6.87	10.87	7.20	7.40	6.60	7.60	6.00	3.00
<b>Communication</b>	<b>4.80</b>	<b>12.00</b>	<b>19.20</b>	<b>22.60</b>	<b>24.93</b>	<b>35.67</b>	<b>31.07</b>	<b>32.93</b>	<b>35.40</b>	<b>49.40</b>
<b>Communication Arts, Sciences, and Disorders</b>	<b>241.88</b>	<b>264.08</b>	<b>287.48</b>	<b>305.37</b>	<b>316.23</b>	<b>302.95</b>	<b>291.00</b>	<b>271.90</b>	<b>295.80</b>	<b>282.35</b>
Communication Arts, Sciences and Disorders	0.00	0.00	0.00	0.00	0.00	0.00	0.00	0.00	0.00	282.35

Department / Discipline	Fall 2009	Fall 2010	Fall 2011	Fall 2012	Fall 2013	Fall 2014	Fall 2015	Fall 2016	Fall 2017	Fall 2018
Speech	241.88	264.08	287.48	305.37	316.23	302.95	291.00	271.90	295.80	0.00
<b>English</b>	<b>879.55</b>	<b>849.77</b>	<b>793.15</b>	<b>785.98</b>	<b>767.50</b>	<b>828.42</b>	<b>796.10</b>	<b>767.27</b>	<b>999.27</b>	<b>1,019.08</b>
Comparative Literature	21.45	16.20	17.15	30.95	11.90	9.75	10.10	28.90	17.08	21.00
English	821.10	806.63	761.80	736.23	748.13	803.67	769.73	728.70	974.25	986.88
English as a Second Language	37.00	26.93	14.20	18.80	7.47	15.00	16.27	9.67	7.93	11.20
<b>History</b>	<b>148.80</b>	<b>137.25</b>	<b>152.50</b>	<b>106.85</b>	<b>303.85</b>	<b>348.05</b>	<b>407.12</b>	<b>462.40</b>	<b>416.42</b>	<b>316.05</b>
<b>Judaic Studies</b>	<b>28.38</b>	<b>31.60</b>	<b>29.70</b>	<b>22.00</b>	<b>22.75</b>	<b>32.20</b>	<b>25.40</b>	<b>13.40</b>	<b>30.67</b>	<b>32.00</b>
Hebrew	6.40	5.60	5.00	1.20	1.20	3.60	0.00	4.60	0.60	1.40
Judaic Studies	21.98	24.80	24.70	20.00	21.55	28.60	25.40	8.80	30.07	30.60
Yiddish-Modern	0.00	1.20	0.00	0.80	0.00	0.00	0.00	0.00	0.00	0.00
<b>Liberal Studies</b>	<b>1.00</b>	<b>0.33</b>	<b>0.00</b>	<b>0.00</b>	<b>0.00</b>	<b>0.00</b>	<b>0.00</b>	<b>0.00</b>	<b>0.00</b>	<b>0.00</b>
<b>Linguistics</b>	<b>8.40</b>	<b>6.20</b>	<b>15.53</b>	<b>14.20</b>	<b>20.27</b>	<b>17.87</b>	<b>31.20</b>	<b>34.13</b>	<b>33.60</b>	<b>70.93</b>
<b>Modern Languages and Literatures</b>	<b>311.52</b>	<b>306.38</b>	<b>318.57</b>	<b>298.50</b>	<b>248.20</b>	<b>191.68</b>	<b>173.93</b>	<b>194.17</b>	<b>232.22</b>	<b>239.43</b>
Arabic	8.00	13.60	14.40	7.73	6.93	5.33	8.00	13.33	9.20	4.80
Chinese	28.93	27.73	33.93	29.67	26.93	20.53	21.93	32.73	35.07	31.67
Creole	3.80	3.80	3.80	4.20	2.20	2.40	0.00	0.00	0.00	3.00
French	60.20	58.42	60.48	54.15	50.35	35.25	28.00	32.45	25.85	31.48
German	6.33	6.13	6.67	6.67	5.87	6.40	6.67	6.13	4.80	4.40
Italian	23.60	23.40	36.20	29.40	29.20	22.60	16.60	20.40	25.60	26.20
Japanese	20.27	16.00	12.53	7.20	6.67	6.93	7.47	15.20	20.80	22.80
Modern Languages	0.00	0.00	0.00	0.00	0.00	0.00	0.00	0.00	26.40	19.60
Russian	11.33	12.00	7.87	10.40	8.13	6.67	12.00	11.20	9.20	10.00
Spanish	149.05	145.30	142.68	149.08	111.92	85.57	73.27	62.72	75.30	85.48
<b>Philosophy</b>	<b>270.20</b>	<b>242.60</b>	<b>238.13</b>	<b>230.93</b>	<b>420.80</b>	<b>427.53</b>	<b>399.33</b>	<b>320.80</b>	<b>427.00</b>	<b>416.60</b>
<b>Political Science</b>	<b>253.87</b>	<b>262.03</b>	<b>249.82</b>	<b>194.07</b>	<b>153.85</b>	<b>169.65</b>	<b>201.27</b>	<b>197.52</b>	<b>264.75</b>	<b>234.38</b>
<b>Puerto Rican and Latino Studies</b>	<b>43.53</b>	<b>38.87</b>	<b>37.47</b>	<b>43.13</b>	<b>63.28</b>	<b>79.93</b>	<b>84.90</b>	<b>78.92</b>	<b>140.50</b>	<b>159.65</b>
<b>Sociology</b>	<b>183.20</b>	<b>176.57</b>	<b>169.00</b>	<b>161.17</b>	<b>151.67</b>	<b>174.48</b>	<b>177.08</b>	<b>183.23</b>	<b>166.67</b>	<b>192.72</b>
<b>Studies in Religion</b>	<b>4.60</b>	<b>1.40</b>	<b>3.60</b>	<b>3.00</b>	<b>5.00</b>	<b>1.80</b>	<b>6.00</b>	<b>5.60</b>	<b>5.00</b>	<b>7.60</b>
<b>Urban Sustainability</b>	<b>3.60</b>	<b>4.60</b>	<b>5.80</b>	<b>0.00</b>	<b>0.80</b>	<b>4.80</b>	<b>3.40</b>	<b>0.20</b>	<b>6.00</b>	<b>6.00</b>

Department / Discipline	Fall 2009	Fall 2010	Fall 2011	Fall 2012	Fall 2013	Fall 2014	Fall 2015	Fall 2016	Fall 2017	Fall 2018
Environmental Studies	3.60	4.60	5.80	0.00	0.80	0.00	0.00	0.00	0.00	0.00
Urban Sustainability	0.00	0.00	0.00	0.00	0.00	4.80	3.40	0.20	6.00	6.00
<b>Women and Gender Studies</b>	<b>36.40</b>	<b>30.20</b>	<b>30.20</b>	<b>28.40</b>	<b>29.40</b>	<b>38.87</b>	<b>48.93</b>	<b>52.00</b>	<b>61.07</b>	<b>46.93</b>
<b>School of Natural and Behavioral Sciences</b>	<b>3,374.47</b>	<b>3,441.12</b>	<b>3,497.42</b>	<b>3,584.42</b>	<b>4,359.90</b>	<b>4,731.52</b>	<b>4,971.46</b>	<b>5,033.97</b>	<b>5,558.07</b>	<b>5,495.20</b>
<b>Anthropology</b>	<b>127.47</b>	<b>117.47</b>	<b>106.00</b>	<b>88.20</b>	<b>131.47</b>	<b>180.40</b>	<b>218.27</b>	<b>244.20</b>	<b>597.40</b>	<b>643.40</b>
<b>Biology</b>	<b>308.11</b>	<b>366.73</b>	<b>350.07</b>	<b>393.39</b>	<b>457.31</b>	<b>498.97</b>	<b>509.03</b>	<b>555.08</b>	<b>519.62</b>	<b>461.18</b>
<b>Chemistry</b>	<b>382.18</b>	<b>425.12</b>	<b>432.88</b>	<b>399.33</b>	<b>466.10</b>	<b>516.48</b>	<b>513.75</b>	<b>546.58</b>	<b>553.17</b>	<b>531.43</b>
<b>Computer and Information Science</b>	<b>409.65</b>	<b>385.78</b>	<b>419.62</b>	<b>430.67</b>	<b>465.88</b>	<b>524.50</b>	<b>538.53</b>	<b>568.62</b>	<b>674.58</b>	<b>642.95</b>
<b>Earth and Environmental Sciences</b>	<b>35.22</b>	<b>40.60</b>	<b>29.48</b>	<b>40.28</b>	<b>116.93</b>	<b>170.93</b>	<b>177.71</b>	<b>167.72</b>	<b>203.20</b>	<b>172.70</b>
Earth and Environmental Sciences	0.00	0.00	29.48	40.28	116.93	170.93	177.71	167.72	203.20	172.70
Geology	35.22	40.60	0.00	0.00	0.00	0.00	0.00	0.00	0.00	0.00
<b>Health and Nutrition Sciences</b>	<b>473.18</b>	<b>494.78</b>	<b>452.40</b>	<b>437.97</b>	<b>498.87</b>	<b>498.83</b>	<b>521.27</b>	<b>462.60</b>	<b>476.22</b>	<b>510.63</b>
<b>Kinesiology</b>	<b>289.22</b>	<b>275.68</b>	<b>275.53</b>	<b>325.65</b>	<b>384.57</b>	<b>375.88</b>	<b>420.12</b>	<b>433.33</b>	<b>372.65</b>	<b>367.22</b>
Dance	7.60	7.40	6.20	0.00	0.00	0.00	0.00	0.00	0.00	0.00
Kinesiology	281.62	268.28	269.33	325.65	384.57	375.88	420.12	433.33	372.65	367.22
<b>Mathematics</b>	<b>414.55</b>	<b>399.12</b>	<b>407.97</b>	<b>370.08</b>	<b>577.73</b>	<b>600.27</b>	<b>596.75</b>	<b>559.42</b>	<b>567.65</b>	<b>611.62</b>
<b>Physics</b>	<b>105.33</b>	<b>112.63</b>	<b>114.43</b>	<b>118.10</b>	<b>164.83</b>	<b>167.00</b>	<b>194.50</b>	<b>192.60</b>	<b>240.13</b>	<b>264.13</b>
<b>Psychology</b>	<b>829.57</b>	<b>823.22</b>	<b>909.03</b>	<b>980.75</b>	<b>1,096.22</b>	<b>1,198.25</b>	<b>1,281.53</b>	<b>1,303.82</b>	<b>1,353.45</b>	<b>1,289.93</b>
<b>School of Visual, Media, and Performing Arts</b>	<b>914.30</b>	<b>914.03</b>	<b>940.17</b>	<b>923.15</b>	<b>1,295.05</b>	<b>1,339.35</b>	<b>1,307.05</b>	<b>1,386.70</b>	<b>1,514.87</b>	<b>1,694.10</b>
<b>Art</b>	<b>199.40</b>	<b>205.85</b>	<b>203.45</b>	<b>209.35</b>	<b>361.70</b>	<b>328.10</b>	<b>294.50</b>	<b>283.42</b>	<b>308.20</b>	<b>335.98</b>
<b>FEIRSTEIN GRADUATE SCHOOL OF CINEMA</b>	<b>0.00</b>	<b>0.00</b>	<b>0.00</b>	<b>0.00</b>	<b>0.00</b>	<b>0.00</b>	<b>65.75</b>	<b>144.75</b>	<b>188.75</b>	<b>179.50</b>
<b>Film</b>	<b>182.00</b>	<b>173.20</b>	<b>185.80</b>	<b>194.40</b>	<b>203.40</b>	<b>208.00</b>	<b>218.80</b>	<b>212.60</b>	<b>221.00</b>	<b>241.73</b>
<b>Music</b>	<b>141.98</b>	<b>136.78</b>	<b>150.82</b>	<b>138.65</b>	<b>318.70</b>	<b>360.40</b>	<b>341.12</b>	<b>327.33</b>	<b>405.60</b>	<b>515.47</b>
<b>Performance And Interactive Media Arts</b>	<b>18.42</b>	<b>21.67</b>	<b>18.67</b>	<b>20.75</b>	<b>18.00</b>	<b>17.42</b>	<b>12.67</b>	<b>16.75</b>	<b>12.92</b>	<b>16.33</b>
<b>Television and Radio</b>	<b>184.13</b>	<b>183.23</b>	<b>190.15</b>	<b>185.27</b>	<b>223.25</b>	<b>229.38</b>	<b>199.37</b>	<b>221.33</b>	<b>195.92</b>	<b>218.92</b>
<b>Theater</b>	<b>188.37</b>	<b>193.30</b>	<b>191.28</b>	<b>174.73</b>	<b>170.00</b>	<b>196.05</b>	<b>174.85</b>	<b>180.52</b>	<b>182.48</b>	<b>186.17</b>

Department / Discipline	Fall 2009	Fall 2010	Fall 2011	Fall 2012	Fall 2013	Fall 2014	Fall 2015	Fall 2016	Fall 2017	Fall 2018
<b>College Wide Program</b>	<b>2,476.80</b>	<b>2,423.07</b>	<b>2,468.40</b>	<b>2,420.60</b>	<b>940.20</b>	<b>832.60</b>	<b>932.93</b>	<b>941.07</b>	<b>86.87</b>	<b>55.73</b>
<b>Core Studies</b>	<b>2,354.60</b>	<b>2,283.80</b>	<b>2,316.00</b>	<b>2,332.40</b>	<b>859.60</b>	<b>737.20</b>	<b>841.60</b>	<b>853.00</b>	<b>0.00</b>	<b>0.00</b>
<b>Department of Educational Services</b>	<b>0.00</b>	<b>0.00</b>	<b>0.00</b>	<b>0.00</b>	<b>0.00</b>	<b>0.00</b>	<b>0.00</b>	<b>0.00</b>	<b>0.00</b>	<b>0.00</b>
<b>Honors Academy</b>	<b>36.20</b>	<b>25.00</b>	<b>38.00</b>	<b>45.40</b>	<b>47.40</b>	<b>45.60</b>	<b>44.20</b>	<b>44.20</b>	<b>44.20</b>	<b>43.40</b>
CUNY Honors College	0.00	15.40	26.80	31.20	32.60	32.00	31.80	32.40	31.60	29.60
CUNY Honors College Seminar	17.60	0.00	0.00	0.00	0.00	0.00	0.00	0.00	0.00	0.00
Scholars' Program	15.00	9.60	11.20	14.20	14.80	13.60	12.40	11.80	12.60	13.80
Science (Small College)	3.60	0.00	0.00	0.00	0.00	0.00	0.00	0.00	0.00	0.00
<b>Interdisciplinary Studies</b>	<b>48.27</b>	<b>73.60</b>	<b>86.67</b>	<b>42.80</b>	<b>33.20</b>	<b>49.80</b>	<b>47.13</b>	<b>43.87</b>	<b>42.67</b>	<b>12.33</b>
<b>SEEK</b>	<b>37.73</b>	<b>40.67</b>	<b>27.73</b>	<b>0.00</b>	<b>0.00</b>	<b>0.00</b>	<b>0.00</b>	<b>0.00</b>	<b>0.00</b>	<b>0.00</b>
<b>Unaffiliated</b>	<b>0.00</b>	<b>0.00</b>	<b>0.00</b>	<b>0.00</b>	<b>0.00</b>	<b>0.00</b>	<b>0.00</b>	<b>0.00</b>	<b>0.00</b>	<b>0.00</b>
CUNY Study Abroad	0.00	0.00	0.00	0.00	0.00	0.00	0.00	0.00	0.00	0.00
ISRAEL SA: HAIFA UNIV	0.00	0.00	0.00	0.00	0.00	0.00	0.00	0.00	0.00	0.00
ISRAEL STUD ABD HEBR	0.00	0.00	0.00	0.00	0.00	0.00	0.00	0.00	0.00	0.00
ISRAEL STUD ABD TELA	0.00	0.00	0.00	0.00	0.00	0.00	0.00	0.00	0.00	0.00
Non-CUNY Study Abroad	0.00	0.00	0.00	0.00	0.00	0.00	0.00	0.00	0.00	0.00

## **Brooklyn College Fact Book 2018-2019**

### **Full-Time Equivalent Enrollment By Department and Discipline, Undergraduate**

Department / Discipline	Fall 2009	Fall 2010	Fall 2011	Fall 2012	Fall 2013	Fall 2014	Fall 2015	Fall 2016	Fall 2017	Fall 2018
<b>Murray Koppelman School of Business</b>	<b>1,628.13</b>	<b>1,548.93</b>	<b>1,585.07</b>	<b>1,565.13</b>	<b>1,719.13</b>	<b>1,745.73</b>	<b>1,736.93</b>	<b>1,791.93</b>	<b>1,799.27</b>	<b>1,976.40</b>
<b>Accounting</b>	<b>587.80</b>	<b>543.13</b>	<b>527.67</b>	<b>525.60</b>	<b>574.87</b>	<b>577.47</b>	<b>595.93</b>	<b>585.80</b>	<b>581.27</b>	<b>595.27</b>
<b>Business Management</b>	<b>702.60</b>	<b>719.93</b>	<b>775.07</b>	<b>733.00</b>	<b>770.33</b>	<b>776.93</b>	<b>666.47</b>	<b>686.60</b>	<b>690.00</b>	<b>748.20</b>
<b>Economics</b>	<b>337.73</b>	<b>285.87</b>	<b>282.33</b>	<b>306.53</b>	<b>373.93</b>	<b>391.33</b>	<b>380.53</b>	<b>427.93</b>	<b>396.80</b>	<b>447.73</b>
<b>Finance</b>	<b>0.00</b>	<b>0.00</b>	<b>0.00</b>	<b>0.00</b>	<b>0.00</b>	<b>0.00</b>	<b>94.00</b>	<b>91.60</b>	<b>131.20</b>	<b>185.20</b>
<b>School of Education</b>	<b>434.20</b>	<b>400.80</b>	<b>418.00</b>	<b>392.87</b>	<b>411.13</b>	<b>325.03</b>	<b>302.63</b>	<b>273.27</b>	<b>298.77</b>	<b>301.63</b>
<b>Childhood, Bilingual, and Special Education</b>	<b>0.00</b>	<b>0.00</b>	<b>0.00</b>	<b>123.60</b>	<b>126.93</b>	<b>108.13</b>	<b>120.20</b>	<b>109.00</b>	<b>125.67</b>	<b>122.87</b>
<b>Early Childhood and Art Education</b>	<b>0.00</b>	<b>0.00</b>	<b>0.00</b>	<b>156.47</b>	<b>176.07</b>	<b>129.20</b>	<b>107.27</b>	<b>96.00</b>	<b>104.20</b>	<b>96.07</b>
<b>Education</b>	<b>400.07</b>	<b>375.00</b>	<b>383.07</b>	<b>0.00</b>	<b>0.00</b>	<b>0.00</b>	<b>0.00</b>	<b>0.00</b>	<b>0.00</b>	<b>0.00</b>
<b>General Science</b>	<b>34.13</b>	<b>25.80</b>	<b>34.93</b>	<b>28.80</b>	<b>25.27</b>	<b>17.93</b>	<b>21.13</b>	<b>21.67</b>	<b>19.87</b>	<b>22.33</b>
<b>School Psychology, Counseling, and Leadership</b>	<b>0.00</b>	<b>0.00</b>	<b>0.00</b>	<b>0.00</b>	<b>0.00</b>	<b>0.00</b>	<b>4.20</b>	<b>0.00</b>	<b>0.00</b>	<b>4.00</b>
<b>Secondary Education</b>	<b>0.00</b>	<b>0.00</b>	<b>0.00</b>	<b>84.00</b>	<b>82.87</b>	<b>69.77</b>	<b>49.83</b>	<b>46.60</b>	<b>49.03</b>	<b>56.37</b>
<b>School of Humanities and Social Sciences</b>	<b>2,191.87</b>	<b>2,134.43</b>	<b>2,167.73</b>	<b>2,142.13</b>	<b>2,608.93</b>	<b>2,748.93</b>	<b>2,766.13</b>	<b>2,760.73</b>	<b>3,360.53</b>	<b>3,469.60</b>
<b>Africana Studies</b>	<b>48.80</b>	<b>38.20</b>	<b>39.20</b>	<b>42.60</b>	<b>42.20</b>	<b>47.20</b>	<b>55.20</b>	<b>53.80</b>	<b>127.47</b>	<b>197.13</b>
<b>American Studies</b>	<b>16.60</b>	<b>14.60</b>	<b>14.40</b>	<b>18.20</b>	<b>18.60</b>	<b>21.00</b>	<b>20.60</b>	<b>20.80</b>	<b>22.67</b>	<b>36.80</b>
<b>Caribbean Studies</b>	<b>0.00</b>	<b>0.00</b>	<b>0.00</b>	<b>0.00</b>	<b>4.80</b>	<b>5.00</b>	<b>5.40</b>	<b>5.00</b>	<b>5.60</b>	<b>6.00</b>
<b>Children and Youth Studies</b>	<b>82.80</b>	<b>110.80</b>	<b>114.00</b>	<b>117.60</b>	<b>83.60</b>	<b>77.60</b>	<b>110.00</b>	<b>132.00</b>	<b>120.60</b>	<b>134.60</b>
<b>Classics</b>	<b>34.60</b>	<b>43.53</b>	<b>52.73</b>	<b>62.53</b>	<b>217.53</b>	<b>204.40</b>	<b>141.20</b>	<b>180.33</b>	<b>213.60</b>	<b>253.60</b>
Classics	20.87	34.60	36.93	45.60	204.33	190.20	128.00	167.93	201.80	244.80
Greek (Ancient)	4.60	3.33	8.93	6.07	6.00	6.80	6.60	4.80	5.80	5.80
Latin	9.13	5.60	6.87	10.87	7.20	7.40	6.60	7.60	6.00	3.00
<b>Communication</b>	<b>4.80</b>	<b>12.00</b>	<b>19.20</b>	<b>22.60</b>	<b>24.93</b>	<b>35.67</b>	<b>31.07</b>	<b>32.93</b>	<b>35.40</b>	<b>49.40</b>
<b>Communication Arts, Sciences, and Disorders</b>	<b>179.47</b>	<b>187.67</b>	<b>211.73</b>	<b>227.87</b>	<b>235.07</b>	<b>226.53</b>	<b>216.00</b>	<b>194.73</b>	<b>213.47</b>	<b>203.27</b>
Communication Arts, Sciences and Disorders	0.00	0.00	0.00	0.00	0.00	0.00	0.00	0.00	0.00	203.27



Department / Discipline	Fall 2009	Fall 2010	Fall 2011	Fall 2012	Fall 2013	Fall 2014	Fall 2015	Fall 2016	Fall 2017	Fall 2018
Speech	179.47	187.67	211.73	227.87	235.07	226.53	216.00	194.73	213.47	0.00
<b>English</b>	<b>714.80</b>	<b>696.43</b>	<b>661.40</b>	<b>680.40</b>	<b>653.67</b>	<b>726.00</b>	<b>706.27</b>	<b>669.27</b>	<b>907.27</b>	<b>935.33</b>
Comparative Literature	16.20	16.20	12.40	19.20	10.40	5.00	5.60	21.40	10.33	18.00
English	661.60	653.30	634.80	642.40	635.80	706.00	684.40	638.20	889.00	906.13
English as a Second Language	37.00	26.93	14.20	18.80	7.47	15.00	16.27	9.67	7.93	11.20
<b>History</b>	<b>111.80</b>	<b>95.00</b>	<b>113.00</b>	<b>79.60</b>	<b>282.60</b>	<b>329.80</b>	<b>386.87</b>	<b>442.40</b>	<b>393.67</b>	<b>297.80</b>
<b>Judaic Studies</b>	<b>28.13</b>	<b>31.60</b>	<b>29.20</b>	<b>21.00</b>	<b>22.00</b>	<b>32.20</b>	<b>25.40</b>	<b>13.40</b>	<b>30.67</b>	<b>32.00</b>
Hebrew	6.40	5.60	5.00	1.20	1.20	3.60	0.00	4.60	0.60	1.40
Judaic Studies	21.73	24.80	24.20	19.00	20.80	28.60	25.40	8.80	30.07	30.60
Yiddish-Modern	0.00	1.20	0.00	0.80	0.00	0.00	0.00	0.00	0.00	0.00
<b>Linguistics</b>	<b>8.40</b>	<b>6.20</b>	<b>15.53</b>	<b>14.20</b>	<b>20.27</b>	<b>17.87</b>	<b>31.20</b>	<b>34.13</b>	<b>33.60</b>	<b>70.93</b>
<b>Modern Languages and Literatures</b>	<b>295.93</b>	<b>291.47</b>	<b>302.73</b>	<b>283.67</b>	<b>240.53</b>	<b>184.27</b>	<b>168.27</b>	<b>183.00</b>	<b>221.47</b>	<b>229.93</b>
Arabic	8.00	13.60	14.40	7.73	6.93	5.33	8.00	13.33	9.20	4.80
Chinese	28.93	27.73	33.93	29.67	26.93	20.53	21.93	32.73	35.07	31.67
Creole	3.80	3.80	3.80	4.20	2.20	2.40	0.00	0.00	0.00	3.00
French	55.20	53.00	54.40	50.40	47.60	33.00	28.00	30.20	21.60	28.40
German	6.33	6.13	6.67	6.67	5.87	6.40	6.67	6.13	4.80	4.40
Italian	23.60	23.40	36.20	29.40	29.20	22.60	16.60	20.40	25.60	26.20
Japanese	20.27	16.00	12.53	7.20	6.67	6.93	7.47	15.20	20.80	22.80
Modern Languages	0.00	0.00	0.00	0.00	0.00	0.00	0.00	0.00	26.40	19.60
Russian	11.33	12.00	7.87	10.40	8.13	6.67	12.00	11.20	9.20	10.00
Spanish	138.47	135.80	132.93	138.00	107.00	80.40	67.60	53.80	68.80	79.07
<b>Philosophy</b>	<b>270.20</b>	<b>242.60</b>	<b>238.13</b>	<b>230.93</b>	<b>420.80</b>	<b>427.53</b>	<b>399.33</b>	<b>320.80</b>	<b>427.00</b>	<b>416.60</b>
<b>Political Science</b>	<b>140.87</b>	<b>131.20</b>	<b>126.07</b>	<b>119.07</b>	<b>110.93</b>	<b>127.40</b>	<b>160.27</b>	<b>169.27</b>	<b>236.00</b>	<b>210.13</b>
<b>Puerto Rican and Latino Studies</b>	<b>43.53</b>	<b>38.87</b>	<b>37.47</b>	<b>43.13</b>	<b>61.53</b>	<b>79.93</b>	<b>82.40</b>	<b>75.67</b>	<b>138.00</b>	<b>150.40</b>
<b>Sociology</b>	<b>166.53</b>	<b>158.07</b>	<b>153.33</b>	<b>147.33</b>	<b>134.67</b>	<b>161.07</b>	<b>168.33</b>	<b>175.40</b>	<b>162.00</b>	<b>185.13</b>
<b>Studies in Religion</b>	<b>4.60</b>	<b>1.40</b>	<b>3.60</b>	<b>3.00</b>	<b>5.00</b>	<b>1.80</b>	<b>6.00</b>	<b>5.60</b>	<b>5.00</b>	<b>7.60</b>
<b>Urban Sustainability</b>	<b>3.60</b>	<b>4.60</b>	<b>5.80</b>	<b>0.00</b>	<b>0.80</b>	<b>4.80</b>	<b>3.40</b>	<b>0.20</b>	<b>6.00</b>	<b>6.00</b>
Environmental Studies	3.60	4.60	5.80	0.00	0.80	0.00	0.00	0.00	0.00	0.00

Department / Discipline	Fall 2009	Fall 2010	Fall 2011	Fall 2012	Fall 2013	Fall 2014	Fall 2015	Fall 2016	Fall 2017	Fall 2018
Urban Sustainability	0.00	0.00	0.00	0.00	0.00	4.80	3.40	0.20	6.00	6.00
<b>Women and Gender Studies</b>	<b>36.40</b>	<b>30.20</b>	<b>30.20</b>	<b>28.40</b>	<b>29.40</b>	<b>38.87</b>	<b>48.93</b>	<b>52.00</b>	<b>61.07</b>	<b>46.93</b>
<b>School of Natural and Behavioral Sciences</b>	<b>2,855.10</b>	<b>2,938.67</b>	<b>3,019.17</b>	<b>3,136.47</b>	<b>3,891.23</b>	<b>4,280.60</b>	<b>4,514.67</b>	<b>4,619.77</b>	<b>5,186.90</b>	<b>5,126.20</b>
<b>Anthropology</b>	<b>127.47</b>	<b>117.47</b>	<b>106.00</b>	<b>88.20</b>	<b>131.47</b>	<b>180.40</b>	<b>218.27</b>	<b>244.20</b>	<b>597.40</b>	<b>643.40</b>
<b>Biology</b>	<b>296.23</b>	<b>337.10</b>	<b>320.90</b>	<b>365.43</b>	<b>422.77</b>	<b>467.27</b>	<b>487.87</b>	<b>540.33</b>	<b>513.87</b>	<b>457.77</b>
<b>Chemistry</b>	<b>377.27</b>	<b>413.87</b>	<b>424.13</b>	<b>391.17</b>	<b>462.77</b>	<b>512.23</b>	<b>509.17</b>	<b>541.33</b>	<b>547.67</b>	<b>530.27</b>
<b>Computer and Information Science</b>	<b>351.40</b>	<b>333.53</b>	<b>360.87</b>	<b>373.00</b>	<b>410.13</b>	<b>464.33</b>	<b>488.53</b>	<b>516.87</b>	<b>617.33</b>	<b>594.20</b>
<b>Earth and Environmental Sciences</b>	<b>15.47</b>	<b>24.10</b>	<b>13.07</b>	<b>22.53</b>	<b>98.30</b>	<b>150.80</b>	<b>154.33</b>	<b>143.77</b>	<b>188.20</b>	<b>155.20</b>
Earth and Environmental Sciences	0.00	0.00	13.07	22.53	98.30	150.80	154.33	143.77	188.20	155.20
Geology	15.47	24.10	0.00	0.00	0.00	0.00	0.00	0.00	0.00	0.00
<b>Health and Nutrition Sciences</b>	<b>357.93</b>	<b>378.53</b>	<b>347.40</b>	<b>330.47</b>	<b>402.37</b>	<b>409.33</b>	<b>418.27</b>	<b>393.60</b>	<b>418.47</b>	<b>451.13</b>
<b>Kinesiology</b>	<b>187.47</b>	<b>194.93</b>	<b>207.53</b>	<b>260.40</b>	<b>319.57</b>	<b>312.63</b>	<b>350.37</b>	<b>353.33</b>	<b>314.90</b>	<b>302.97</b>
Dance	7.60	7.40	6.20	0.00	0.00	0.00	0.00	0.00	0.00	0.00
Kinesiology	179.87	187.53	201.33	260.40	319.57	312.63	350.37	353.33	314.90	302.97
<b>Mathematics</b>	<b>373.47</b>	<b>365.87</b>	<b>385.47</b>	<b>349.00</b>	<b>554.73</b>	<b>578.93</b>	<b>573.33</b>	<b>542.67</b>	<b>545.73</b>	<b>587.20</b>
<b>Physics</b>	<b>105.33</b>	<b>111.80</b>	<b>112.27</b>	<b>116.27</b>	<b>159.67</b>	<b>160.00</b>	<b>192.00</b>	<b>190.60</b>	<b>240.13</b>	<b>264.13</b>
<b>Psychology</b>	<b>663.07</b>	<b>661.47</b>	<b>741.53</b>	<b>840.00</b>	<b>929.47</b>	<b>1,044.67</b>	<b>1,122.53</b>	<b>1,153.07</b>	<b>1,203.20</b>	<b>1,139.93</b>
<b>School of Visual, Media, and Performing Arts</b>	<b>675.13</b>	<b>671.20</b>	<b>695.67</b>	<b>708.07</b>	<b>1,081.47</b>	<b>1,131.27</b>	<b>1,054.13</b>	<b>1,063.87</b>	<b>1,116.87</b>	<b>1,288.60</b>
<b>Art</b>	<b>153.40</b>	<b>154.60</b>	<b>153.20</b>	<b>154.60</b>	<b>311.20</b>	<b>285.60</b>	<b>249.00</b>	<b>245.67</b>	<b>272.20</b>	<b>306.73</b>
<b>Film</b>	<b>182.00</b>	<b>173.20</b>	<b>185.80</b>	<b>194.40</b>	<b>203.40</b>	<b>208.00</b>	<b>218.80</b>	<b>212.60</b>	<b>221.00</b>	<b>241.73</b>
<b>Music</b>	<b>81.40</b>	<b>78.20</b>	<b>86.07</b>	<b>87.73</b>	<b>270.53</b>	<b>316.73</b>	<b>299.20</b>	<b>278.00</b>	<b>326.60</b>	<b>419.13</b>
<b>Television and Radio</b>	<b>148.80</b>	<b>146.40</b>	<b>152.73</b>	<b>160.60</b>	<b>192.33</b>	<b>193.47</b>	<b>166.53</b>	<b>196.00</b>	<b>171.00</b>	<b>197.33</b>
<b>Theater</b>	<b>109.53</b>	<b>118.80</b>	<b>117.87</b>	<b>110.73</b>	<b>104.00</b>	<b>127.47</b>	<b>120.60</b>	<b>131.60</b>	<b>126.07</b>	<b>123.67</b>
<b>College Wide Program</b>	<b>2,476.80</b>	<b>2,423.07</b>	<b>2,468.40</b>	<b>2,420.60</b>	<b>940.20</b>	<b>832.60</b>	<b>932.93</b>	<b>941.07</b>	<b>86.87</b>	<b>55.73</b>
<b>Core Studies</b>	<b>2,354.60</b>	<b>2,283.80</b>	<b>2,316.00</b>	<b>2,332.40</b>	<b>859.60</b>	<b>737.20</b>	<b>841.60</b>	<b>853.00</b>	<b>0.00</b>	<b>0.00</b>

Department / Discipline	Fall 2009	Fall 2010	Fall 2011	Fall 2012	Fall 2013	Fall 2014	Fall 2015	Fall 2016	Fall 2017	Fall 2018
<b>Department of Educational Services</b>	<b>0.00</b>	<b>0.00</b>	<b>0.00</b>	<b>0.00</b>	<b>0.00</b>	<b>0.00</b>	<b>0.00</b>	<b>0.00</b>	<b>0.00</b>	<b>0.00</b>
<b>Honors Academy</b>	<b>36.20</b>	<b>25.00</b>	<b>38.00</b>	<b>45.40</b>	<b>47.40</b>	<b>45.60</b>	<b>44.20</b>	<b>44.20</b>	<b>44.20</b>	<b>43.40</b>
CUNY Honors College	0.00	15.40	26.80	31.20	32.60	32.00	31.80	32.40	31.60	29.60
CUNY Honors College Seminar	17.60	0.00	0.00	0.00	0.00	0.00	0.00	0.00	0.00	0.00
Scholars' Program	15.00	9.60	11.20	14.20	14.80	13.60	12.40	11.80	12.60	13.80
Science (Small College)	3.60	0.00	0.00	0.00	0.00	0.00	0.00	0.00	0.00	0.00
<b>Interdisciplinary Studies</b>	<b>48.27</b>	<b>73.60</b>	<b>86.67</b>	<b>42.80</b>	<b>33.20</b>	<b>49.80</b>	<b>47.13</b>	<b>43.87</b>	<b>42.67</b>	<b>12.33</b>
<b>SEEK</b>	<b>37.73</b>	<b>40.67</b>	<b>27.73</b>	<b>0.00</b>	<b>0.00</b>	<b>0.00</b>	<b>0.00</b>	<b>0.00</b>	<b>0.00</b>	<b>0.00</b>
<b>Unaffiliated</b>	<b>0.00</b>	<b>0.00</b>	<b>0.00</b>	<b>0.00</b>	<b>0.00</b>	<b>0.00</b>	<b>0.00</b>	<b>0.00</b>	<b>0.00</b>	<b>0.00</b>
CUNY Study Abroad	0.00	0.00	0.00	0.00	0.00	0.00	0.00	0.00	0.00	0.00
ISRAEL SA: HAIFA UNIV	0.00	0.00	0.00	0.00	0.00	0.00	0.00	0.00	0.00	0.00
ISRAEL STUD ABD HEBR	0.00	0.00	0.00	0.00	0.00	0.00	0.00	0.00	0.00	0.00
ISRAEL STUD ABD TELA	0.00	0.00	0.00	0.00	0.00	0.00	0.00	0.00	0.00	0.00
Non-CUNY Study Abroad	0.00	0.00	0.00	0.00	0.00	0.00	0.00	0.00	0.00	0.00

## **Brooklyn College Fact Book 2018-2019**

### **Full-Time Equivalent Enrollment By Department and Discipline, Graduate**

Department / Discipline	Fall 2009	Fall 2010	Fall 2011	Fall 2012	Fall 2013	Fall 2014	Fall 2015	Fall 2016	Fall 2017	Fall 2018
<b>Murray Koppelman School of Business</b>	<b>124.75</b>	<b>142.25</b>	<b>148.25</b>	<b>216.50</b>	<b>220.00</b>	<b>214.25</b>	<b>208.50</b>	<b>206.25</b>	<b>198.25</b>	<b>141.50</b>
<b>Accounting</b>	<b>35.00</b>	<b>29.75</b>	<b>27.50</b>	<b>44.50</b>	<b>43.50</b>	<b>32.00</b>	<b>22.00</b>	<b>19.75</b>	<b>23.00</b>	<b>18.50</b>
<b>Business Management</b>	<b>46.75</b>	<b>61.50</b>	<b>67.50</b>	<b>79.00</b>	<b>101.75</b>	<b>121.25</b>	<b>105.00</b>	<b>116.25</b>	<b>114.75</b>	<b>82.75</b>
<b>Economics</b>	<b>43.00</b>	<b>51.00</b>	<b>53.25</b>	<b>93.00</b>	<b>74.75</b>	<b>61.00</b>	<b>66.25</b>	<b>63.00</b>	<b>56.75</b>	<b>38.75</b>
<b>Finance</b>	<b>0.00</b>	<b>0.00</b>	<b>0.00</b>	<b>0.00</b>	<b>0.00</b>	<b>0.00</b>	<b>15.25</b>	<b>7.25</b>	<b>3.75</b>	<b>1.50</b>
<b>School of Education</b>	<b>1,962.25</b>	<b>941.83</b>	<b>1,668.83</b>	<b>729.42</b>	<b>748.25</b>	<b>777.62</b>	<b>761.75</b>	<b>731.29</b>	<b>713.04</b>	<b>758.12</b>
<b>Childhood, Bilingual, and Special Education</b>	<b>0.00</b>	<b>0.00</b>	<b>0.00</b>	<b>211.75</b>	<b>274.75</b>	<b>284.00</b>	<b>232.25</b>	<b>193.25</b>	<b>196.50</b>	<b>266.25</b>
<b>Early Childhood and Art Education</b>	<b>0.00</b>	<b>0.00</b>	<b>0.00</b>	<b>80.42</b>	<b>79.50</b>	<b>110.58</b>	<b>111.50</b>	<b>132.75</b>	<b>129.25</b>	<b>120.92</b>
<b>Education</b>	<b>1,941.50</b>	<b>921.33</b>	<b>1,651.83</b>	<b>19.50</b>	<b>0.00</b>	<b>0.00</b>	<b>0.00</b>	<b>0.00</b>	<b>0.00</b>	<b>0.00</b>
<b>General Science</b>	<b>20.75</b>	<b>20.50</b>	<b>17.00</b>	<b>16.25</b>	<b>18.75</b>	<b>20.00</b>	<b>17.00</b>	<b>11.25</b>	<b>17.50</b>	<b>20.25</b>
<b>School Psychology, Counseling, and Leadership</b>	<b>0.00</b>	<b>0.00</b>	<b>0.00</b>	<b>258.50</b>	<b>232.33</b>	<b>232.50</b>	<b>253.17</b>	<b>261.33</b>	<b>241.75</b>	<b>218.33</b>
<b>Secondary Education</b>	<b>0.00</b>	<b>0.00</b>	<b>0.00</b>	<b>143.00</b>	<b>142.92</b>	<b>130.54</b>	<b>147.83</b>	<b>132.71</b>	<b>128.04</b>	<b>132.38</b>
<b>School of Humanities and Social Sciences</b>	<b>410.67</b>	<b>436.58</b>	<b>402.75</b>	<b>315.00</b>	<b>286.33</b>	<b>260.17</b>	<b>243.75</b>	<b>245.67</b>	<b>245.00</b>	<b>231.67</b>
<b>Africana Studies</b>	<b>0.00</b>	<b>0.00</b>	<b>0.00</b>	<b>0.00</b>	<b>0.00</b>	<b>0.00</b>	<b>0.75</b>	<b>0.00</b>	<b>1.25</b>	<b>0.00</b>
<b>Communication Arts, Sciences, and Disorders</b>	<b>62.42</b>	<b>76.42</b>	<b>75.75</b>	<b>77.50</b>	<b>81.17</b>	<b>76.42</b>	<b>75.00</b>	<b>77.17</b>	<b>82.33</b>	<b>79.08</b>
Communication Arts, Sciences and Disorders	0.00	0.00	0.00	0.00	0.00	0.00	0.00	0.00	0.00	79.08
Speech	62.42	76.42	75.75	77.50	81.17	76.42	75.00	77.17	82.33	0.00
<b>English</b>	<b>164.75</b>	<b>153.33</b>	<b>131.75</b>	<b>105.58</b>	<b>113.83</b>	<b>102.42</b>	<b>89.83</b>	<b>98.00</b>	<b>92.00</b>	<b>83.75</b>
Comparative Literature	5.25	0.00	4.75	11.75	1.50	4.75	4.50	7.50	6.75	3.00
English	159.50	153.33	127.00	93.83	112.33	97.67	85.33	90.50	85.25	80.75
<b>History</b>	<b>37.00</b>	<b>42.25</b>	<b>39.50</b>	<b>27.25</b>	<b>21.25</b>	<b>18.25</b>	<b>20.25</b>	<b>20.00</b>	<b>22.75</b>	<b>18.25</b>
<b>Judaic Studies</b>	<b>0.25</b>	<b>0.00</b>	<b>0.50</b>	<b>1.00</b>	<b>0.75</b>	<b>0.00</b>	<b>0.00</b>	<b>0.00</b>	<b>0.00</b>	<b>0.00</b>
<b>Liberal Studies</b>	<b>1.00</b>	<b>0.33</b>	<b>0.00</b>	<b>0.00</b>	<b>0.00</b>	<b>0.00</b>	<b>0.00</b>	<b>0.00</b>	<b>0.00</b>	<b>0.00</b>

Department / Discipline	Fall 2009	Fall 2010	Fall 2011	Fall 2012	Fall 2013	Fall 2014	Fall 2015	Fall 2016	Fall 2017	Fall 2018
<b>Modern Languages and Literatures</b>	<b>15.58</b>	<b>14.92</b>	<b>15.83</b>	<b>14.83</b>	<b>7.67</b>	<b>7.42</b>	<b>5.67</b>	<b>11.17</b>	<b>10.75</b>	<b>9.50</b>
French	5.00	5.42	6.08	3.75	2.75	2.25	0.00	2.25	4.25	3.08
Spanish	10.58	9.50	9.75	11.08	4.92	5.17	5.67	8.92	6.50	6.42
<b>Political Science</b>	<b>113.00</b>	<b>130.83</b>	<b>123.75</b>	<b>75.00</b>	<b>42.92</b>	<b>42.25</b>	<b>41.00</b>	<b>28.25</b>	<b>28.75</b>	<b>24.25</b>
<b>Puerto Rican and Latino Studies</b>	<b>0.00</b>	<b>0.00</b>	<b>0.00</b>	<b>0.00</b>	<b>1.75</b>	<b>0.00</b>	<b>2.50</b>	<b>3.25</b>	<b>2.50</b>	<b>9.25</b>
<b>Sociology</b>	<b>16.67</b>	<b>18.50</b>	<b>15.67</b>	<b>13.83</b>	<b>17.00</b>	<b>13.42</b>	<b>8.75</b>	<b>7.83</b>	<b>4.67</b>	<b>7.58</b>
<b>School of Natural and Behavioral Sciences</b>	<b>519.37</b>	<b>502.46</b>	<b>478.25</b>	<b>447.96</b>	<b>468.67</b>	<b>450.92</b>	<b>456.79</b>	<b>414.21</b>	<b>371.17</b>	<b>369.00</b>
<b>Biology</b>	<b>11.88</b>	<b>29.63</b>	<b>29.17</b>	<b>27.96</b>	<b>34.54</b>	<b>31.71</b>	<b>21.17</b>	<b>14.75</b>	<b>5.75</b>	<b>3.42</b>
<b>Chemistry</b>	<b>4.92</b>	<b>11.25</b>	<b>8.75</b>	<b>8.17</b>	<b>3.33</b>	<b>4.25</b>	<b>4.58</b>	<b>5.25</b>	<b>5.50</b>	<b>1.17</b>
<b>Computer and Information Science</b>	<b>58.25</b>	<b>52.25</b>	<b>58.75</b>	<b>57.67</b>	<b>55.75</b>	<b>60.17</b>	<b>50.00</b>	<b>51.75</b>	<b>57.25</b>	<b>48.75</b>
<b>Earth and Environmental Sciences</b>	<b>19.75</b>	<b>16.50</b>	<b>16.42</b>	<b>17.75</b>	<b>18.63</b>	<b>20.13</b>	<b>23.38</b>	<b>23.96</b>	<b>15.00</b>	<b>17.50</b>
Earth and Environmental Sciences	0.00	0.00	16.42	17.75	18.63	20.13	23.38	23.96	15.00	17.50
Geology	19.75	16.50	0.00	0.00	0.00	0.00	0.00	0.00	0.00	0.00
<b>Health and Nutrition Sciences</b>	<b>115.25</b>	<b>116.25</b>	<b>105.00</b>	<b>107.50</b>	<b>96.50</b>	<b>89.50</b>	<b>103.00</b>	<b>69.00</b>	<b>57.75</b>	<b>59.50</b>
<b>Kinesiology</b>	<b>101.75</b>	<b>80.75</b>	<b>68.00</b>	<b>65.25</b>	<b>65.00</b>	<b>63.25</b>	<b>69.75</b>	<b>80.00</b>	<b>57.75</b>	<b>64.25</b>
<b>Mathematics</b>	<b>41.08</b>	<b>33.25</b>	<b>22.50</b>	<b>21.08</b>	<b>23.00</b>	<b>21.33</b>	<b>23.42</b>	<b>16.75</b>	<b>21.92</b>	<b>24.42</b>
<b>Physics</b>	<b>0.00</b>	<b>0.83</b>	<b>2.17</b>	<b>1.83</b>	<b>5.17</b>	<b>7.00</b>	<b>2.50</b>	<b>2.00</b>	<b>0.00</b>	<b>0.00</b>
<b>Psychology</b>	<b>166.50</b>	<b>161.75</b>	<b>167.50</b>	<b>140.75</b>	<b>166.75</b>	<b>153.58</b>	<b>159.00</b>	<b>150.75</b>	<b>150.25</b>	<b>150.00</b>
<b>School of Visual, Media, and Performing Arts</b>	<b>239.17</b>	<b>242.83</b>	<b>244.50</b>	<b>215.08</b>	<b>213.58</b>	<b>208.08</b>	<b>252.92</b>	<b>322.83</b>	<b>398.00</b>	<b>405.50</b>
<b>Art</b>	<b>46.00</b>	<b>51.25</b>	<b>50.25</b>	<b>54.75</b>	<b>50.50</b>	<b>42.50</b>	<b>45.50</b>	<b>37.75</b>	<b>36.00</b>	<b>29.25</b>
<b>FEIRSTEIN GRADUATE SCHOOL OF CINEMA</b>	<b>0.00</b>	<b>0.00</b>	<b>0.00</b>	<b>0.00</b>	<b>0.00</b>	<b>0.00</b>	<b>65.75</b>	<b>144.75</b>	<b>188.75</b>	<b>179.50</b>
<b>Music</b>	<b>60.58</b>	<b>58.58</b>	<b>64.75</b>	<b>50.92</b>	<b>48.17</b>	<b>43.67</b>	<b>41.92</b>	<b>49.33</b>	<b>79.00</b>	<b>96.33</b>
<b>Performance And Interactive Media Arts</b>	<b>18.42</b>	<b>21.67</b>	<b>18.67</b>	<b>20.75</b>	<b>18.00</b>	<b>17.42</b>	<b>12.67</b>	<b>16.75</b>	<b>12.92</b>	<b>16.33</b>
<b>Television and Radio</b>	<b>35.33</b>	<b>36.83</b>	<b>37.42</b>	<b>24.67</b>	<b>30.92</b>	<b>35.92</b>	<b>32.83</b>	<b>25.33</b>	<b>24.92</b>	<b>21.58</b>
<b>Theater</b>	<b>78.83</b>	<b>74.50</b>	<b>73.42</b>	<b>64.00</b>	<b>66.00</b>	<b>68.58</b>	<b>54.25</b>	<b>48.92</b>	<b>56.42</b>	<b>62.50</b>



Department / Discipline	Fall 2009	Fall 2010	Fall 2011	Fall 2012	Fall 2013	Fall 2014	Fall 2015	Fall 2016	Fall 2017	Fall 2018
<b>College Wide Program</b>	<b>0.00</b>	<b>0.00</b>	<b>0.00</b>	<b>0.00</b>	<b>0.00</b>	<b>0.00</b>	<b>0.00</b>	<b>0.00</b>	<b>0.00</b>	<b>0.00</b>
<b>Unaffiliated</b>	<b>0.00</b>	<b>0.00</b>	<b>0.00</b>	<b>0.00</b>	<b>0.00</b>	<b>0.00</b>	<b>0.00</b>	<b>0.00</b>	<b>0.00</b>	<b>0.00</b>

## **Brooklyn College Fact Book 2018-2019**

### **Undergraduate Majors By School and Department**

AcadPlan/Subplan	Description	Fall 2009	Fall 2010	Fall 2011	Fall 2012	Fall 2013	Fall 2014	Fall 2015	Fall 2016	Fall 2017	Fall 2018
<b>Murray Koppelman School of Business</b>		<b>3,250</b>	<b>2,996</b>	<b>2,855</b>	<b>2,861</b>	<b>2,629</b>	<b>2,965</b>	<b>2,729</b>	<b>2,798</b>	<b>2,904</b>	<b>2,953</b>
<b>Accounting</b>		<b>1,116</b>	<b>1,080</b>	<b>1,087</b>	<b>1,079</b>	<b>1,048</b>	<b>1,096</b>	<b>991</b>	<b>1,006</b>	<b>992</b>	<b>977</b>
ACCNT-BS/	Accounting Without CPA	160	157	173	173	162	171	149	142	142	104
ACCNT-CERT/	Accounting	0	0	1	0	1	0	0	0	0	0
ACCT-BS/	Accounting	2	1	1	1	4	2	1	0	0	0
ACCTPUB-BS/	Accounting - Public Accountancy	954	922	912	839	705	658	562	550	529	544
MHCABMF-BS/	Public Accounting and Business, Management, and Finance	0	0	0	0	0	0	0	1	3	0
MHCACC-BS/	Accounting Without CPA (MHC)	0	0	0	0	0	0	0	1	0	0
MHCACCP-BS/	Accounting - Public Accountancy	0	0	0	0	0	0	0	1	1	2
PABMF-BS/	Public Accounting and Business, Management, and Finance	0	0	0	66	176	265	279	311	317	327
<b>Business Management</b>		<b>2,040</b>	<b>1,827</b>	<b>1,706</b>	<b>1,727</b>	<b>1,525</b>	<b>1,798</b>	<b>1,668</b>	<b>1,573</b>	<b>1,570</b>	<b>1,546</b>
BMF-BS/	Business, Management, and Finance	1,615	1,354	1,097	955	727	683	560	479	391	388
BUSADM-BBA/	Business Administration	0	0	0	0	9	7	3	4	4	2
BUSADM-BBA/BUSECON	Business Administration - Business Economics	0	0	0	0	0	3	9	18	28	38
BUSADM-BBA/BUSHLTPROF	Business Administration - Business for Health Professions	0	0	17	43	60	109	104	101	95	99
BUSADM-BBA/BUSMRKTG	Business Administration - Marketing	162	177	188	209	177	238	267	289	359	372
BUSADM-BBA/CONORGBHVR	Business Administration - Consumer & Org Behavior	0	0	0	0	0	12	13	15	21	15
BUSADM-BBA/EBUS	Business Administration - E-Business	0	0	0	1	10	22	24	31	33	41
BUSADM-BBA/FININVEST	Business Administration - Finance and Investments	0	39	78	121	136	205	226	115	40	16
BUSADM-BBA/INTERNBUS	Business Administration - International Business	108	102	94	99	85	93	97	85	84	76
BUSADM-BBA/LDSHPHUM	Business Administration - Leadership And Human Resources Management	1	24	68	89	96	131	123	128	145	129
BUSADM-BBA/MGMT	Business Administration - Management	154	131	164	189	189	224	178	238	276	285
BUSADM-BBA/REALESTLAW	Business Administration - Business Law and Real Estate	0	0	0	21	36	69	64	59	74	73
MHCBMF-BS/	Business, Management, and Finance (MHC)	0	0	0	0	0	2	0	2	3	1
MHCBUA-BBA/	Business Administration (MHC)	0	0	0	0	0	0	0	9	17	11
<b>Economics</b>		<b>94</b>	<b>89</b>	<b>62</b>	<b>55</b>	<b>56</b>	<b>71</b>	<b>62</b>	<b>68</b>	<b>61</b>	<b>75</b>
ECO-BA/	Economics	94	89	62	55	56	71	62	66	59	68

**Brooklyn College Fact Book 2018-2019**

**Undergraduate Majors By School and Department**

AcadPlan/Subplan	Description	Fall 2009	Fall 2010	Fall 2011	Fall 2012	Fall 2013	Fall 2014	Fall 2015	Fall 2016	Fall 2017	Fall 2018
MHCECN-BA/	Economics (MHC)	0	0	0	0	0	0	0	2	2	7
<b>Finance</b>		<b>0</b>	<b>0</b>	<b>0</b>	<b>0</b>	<b>0</b>	<b>0</b>	<b>8</b>	<b>151</b>	<b>281</b>	<b>355</b>
FINC-BBA/	Finance BBA	0	0	0	0	0	0	8	151	278	353
MHCFNC-BBA/	Finance BBA	0	0	0	0	0	0	0	0	3	2
<b>School of Education</b>		<b>1,405</b>	<b>1,452</b>	<b>1,443</b>	<b>1,406</b>	<b>1,245</b>	<b>1,176</b>	<b>1,129</b>	<b>1,125</b>	<b>1,129</b>	<b>1,183</b>
<b>Childhd, Bilingual, Special Ed</b>		<b>375</b>	<b>392</b>	<b>378</b>	<b>352</b>	<b>308</b>	<b>317</b>	<b>358</b>	<b>367</b>	<b>380</b>	<b>361</b>
CET-BA/	Childhood Education (1-6)	341	359	342	312	259	271	296	306	326	310
CETBE-BA/	Childhood Education (1-6) Bilingual	30	32	35	40	46	45	62	59	54	50
EBTCHRX-BA/	Elementary Bilingual Education Teacher (K-6)	0	0	0	0	2	1	0	0	0	0
ELEMEDX-BA/	Elementary Education Teacher (K-6)	4	1	1	0	1	0	0	0	0	0
MHCCET-BA/	Childhood Education (1-6) (MHC)	0	0	0	0	0	0	0	2	0	1
<b>Early Childhood/ Art Ed</b>		<b>519</b>	<b>526</b>	<b>543</b>	<b>568</b>	<b>519</b>	<b>456</b>	<b>427</b>	<b>428</b>	<b>418</b>	<b>472</b>
ECETSE-BA/	Early Childhood Education:Special Education	163	176	230	276	298	287	247	236	221	232
ECETX-BA/	Early Childhood Education Teacher (Prek-3)	6	7	0	1	2	0	0	0	0	0
ECHE-BA/	Early Childhood Education (B-2)	350	343	313	291	219	169	180	190	196	240
MHCECS-BA/	Early Childhood Education-Special Ed (MHC)	0	0	0	0	0	0	0	2	1	0
<b>Secondary Education</b>		<b>511</b>	<b>534</b>	<b>522</b>	<b>486</b>	<b>418</b>	<b>403</b>	<b>344</b>	<b>330</b>	<b>331</b>	<b>350</b>
BIOTCHR-BA/	Biology Teacher (5-12)	29	33	26	24	22	20	11	10	8	6
CHEMTCH-BA/	Chemistry Teacher(5-12)	11	12	5	10	7	2	2	1	2	3
CHMTCX-BA/	Chemistry Teacher (7-12)	0	0	0	0	1	0	0	0	0	0
ENGLTCH-BA/	English Teacher	99	103	94	77	55	80	72	49	54	52
ENGTCHX-BA/	English Teacher (7-12)	3	0	0	0	7	3	0	0	0	0
ESTCHR-BA/	Earth Science Teacher (7-12)	7	11	10	6	5	4	6	5	4	4

**Brooklyn College Fact Book 2018-2019**

**Undergraduate Majors By School and Department**

AcadPlan/Subplan	Description	Fall 2009	Fall 2010	Fall 2011	Fall 2012	Fall 2013	Fall 2014	Fall 2015	Fall 2016	Fall 2017	Fall 2018
FRENTCH-BA/	French Teacher (7-12)	5	6	6	8	8	3	2	2	1	1
FRENTX-BA/	French Teacher (7-12)	1	0	0	0	0	0	0	0	0	0
ITALTCH-BA/	Italian Teacher (7-12)	2	2	0	0	0	0	0	0	0	0
MATHTCH-BA/	Math Teacher (5-12)	89	82	80	69	53	47	29	33	40	38
MATHTX-BA/	Mathematics Teacher (7-12)	0	0	0	0	2	2	0	0	0	0
MATHTX-BS/	Mathematics Teacher (7-12)	1	0	1	0	1	0	0	0	0	0
MHCETA-BA/	English Teacher (5-12) (MHC)	0	0	0	0	0	1	0	1	1	1
MHCMT-BMUS/	Music Teacher (MHC)	0	0	0	0	0	1	1	1	1	2
MHCMTC-BA/	Mathematics Teacher (5-12) (MHC)	0	0	0	0	0	0	0	1	2	1
MHCSOT-BA/	Social Studies Teacher (MHC)	0	0	0	0	0	1	1	0	1	1
MUSED-BMUS/	Music Education	29	27	32	34	33	32	21	23	24	27
PEDTCHR-BS/	Physical Education Teacher	156	161	168	166	157	151	153	161	148	162
PEDTCHX-BS/	Physical Education Teacher (K-12)	1	5	1	1	4	0	0	0	0	0
PHYSTCH-BA/	Physics Teacher (5-12)	3	3	1	3	2	1	0	1	3	3
SPANTCH-BA/	Spanish Teacher (7-12)	16	17	14	20	12	7	8	2	5	6
SSTCHR-BA/	Social Studies Teacher	59	72	84	68	46	47	38	40	37	43
SSTCHRX-BA/	Social Studies Teacher (7-12)	0	0	0	0	3	1	0	0	0	0

<b>School of Humanities and Social Sciences</b>		<b>1,487</b>	<b>1,590</b>	<b>1,762</b>	<b>1,728</b>	<b>1,651</b>	<b>1,731</b>	<b>1,656</b>	<b>1,752</b>	<b>1,748</b>	<b>1,743</b>
<b>Africana Studies</b>		<b>22</b>	<b>15</b>	<b>12</b>	<b>17</b>	<b>10</b>	<b>14</b>	<b>17</b>	<b>23</b>	<b>22</b>	<b>14</b>
AFRIC-BA/	Africana Studies	22	15	12	17	10	14	17	23	22	14
<b>American Studies</b>		<b>5</b>	<b>4</b>	<b>9</b>	<b>6</b>	<b>8</b>	<b>10</b>	<b>6</b>	<b>4</b>	<b>3</b>	<b>4</b>
AMERST-BA/	American Studies	5	4	9	6	8	9	6	4	3	4
MHCAMS-BA/	American Studies (MHC)	0	0	0	0	0	1	0	0	0	0
<b>Caribbean Studies</b>		<b>0</b>	<b>0</b>	<b>0</b>	<b>0</b>	<b>3</b>	<b>4</b>	<b>6</b>	<b>3</b>	<b>2</b>	<b>0</b>

**Brooklyn College Fact Book 2018-2019**

**Undergraduate Majors By School and Department**

AcadPlan/Subplan	Description	Fall 2009	Fall 2010	Fall 2011	Fall 2012	Fall 2013	Fall 2014	Fall 2015	Fall 2016	Fall 2017	Fall 2018
CARRIB-BA/	Caribbean Studies	0	0	0	0	3	4	6	3	2	0
<b>Children's Studies</b>		<b>42</b>	<b>169</b>	<b>280</b>	<b>280</b>	<b>263</b>	<b>224</b>	<b>231</b>	<b>241</b>	<b>258</b>	<b>247</b>
CYS-BA/	Children and Youth Studies	42	169	280	280	263	220	227	236	255	244
MHCCYS-BA/	Childrens Studies (MHC)	0	0	0	0	0	4	4	5	3	3
<b>Classics</b>		<b>21</b>	<b>24</b>	<b>33</b>	<b>36</b>	<b>31</b>	<b>26</b>	<b>12</b>	<b>11</b>	<b>8</b>	<b>9</b>
CLAS-BA/	Classics	21	24	33	36	31	26	12	11	8	9
<b>Communication</b>		<b>20</b>	<b>30</b>	<b>39</b>	<b>53</b>	<b>74</b>	<b>115</b>	<b>123</b>	<b>164</b>	<b>188</b>	<b>196</b>
COMM-BA/	Communication	20	30	39	53	74	113	123	162	184	195
MHCCOM-BA/	Communication (MHC)	0	0	0	0	0	2	0	2	4	1
<b>Communication Arts, Sciences, and Disorders</b>		<b>297</b>	<b>283</b>	<b>333</b>	<b>349</b>	<b>386</b>	<b>373</b>	<b>314</b>	<b>278</b>	<b>265</b>	<b>280</b>
MHCSLP-BA/	Speech Language Pathology (MHC)	0	0	0	0	0	4	2	5	4	3
MHCSPC-BA/	Speech Communication (MHC)	0	0	0	0	0	1	1	0	0	0
SLPASHS-BA/	Speech - Language Pathology, Audiology, Speech and Hearing	271	257	310	339	373	328	270	245	245	265
SPECED-BA/	Speech	26	26	23	10	13	40	41	28	16	12
<b>English</b>		<b>297</b>	<b>313</b>	<b>318</b>	<b>283</b>	<b>272</b>	<b>320</b>	<b>297</b>	<b>331</b>	<b>326</b>	<b>336</b>
CMPLIT-BA/	Comparative Literature	2	5	3	3	0	0	1	0	2	1
CWRTG-BFA/	Creative Writing	82	89	105	94	89	75	79	78	84	83
ENGL-BA/	English	141	144	141	118	121	168	152	175	162	191
JRNL-BA/	Journalism	72	75	69	68	62	65	58	69	64	49
MHCCW-BFA/	Creative Writing (MHC)	0	0	0	0	0	7	5	4	2	2
MHCENG-BA/	English (MHC)	0	0	0	0	0	3	2	3	10	10
MHCJRN-BA/	Journalism (MHC)	0	0	0	0	0	2	0	2	2	0
<b>History</b>		<b>153</b>	<b>158</b>	<b>154</b>	<b>142</b>	<b>123</b>	<b>130</b>	<b>139</b>	<b>166</b>	<b>135</b>	<b>142</b>
HIST-BA/	History	153	158	154	142	123	123	133	152	125	134



## **Brooklyn College Fact Book 2018-2019**

### **Undergraduate Majors By School and Department**

AcadPlan/Subplan	Description	Fall 2009	Fall 2010	Fall 2011	Fall 2012	Fall 2013	Fall 2014	Fall 2015	Fall 2016	Fall 2017	Fall 2018
MHCHIS-BA/	History (MHC)	0	0	0	0	0	7	6	14	10	8
<b>Judaic Studies</b>		<b>22</b>	<b>21</b>	<b>17</b>	<b>14</b>	<b>13</b>	<b>17</b>	<b>13</b>	<b>13</b>	<b>3</b>	<b>3</b>
JUDAIC-BA/	Judaic Studies	22	21	17	14	13	17	13	11	3	3
MHCJST-BA/	Judaic Studies (MHC)	0	0	0	0	0	0	0	2	0	0
<b>Linguistics Program</b>		<b>13</b>	<b>13</b>	<b>29</b>	<b>35</b>	<b>40</b>	<b>34</b>	<b>57</b>	<b>52</b>	<b>49</b>	<b>54</b>
LING-BA/	Linguistics	13	12	28	35	40	33	55	47	43	50
LINGX-BA/	Linguistics Dual Major	0	1	1	0	0	0	0	0	0	0
MHCLIN-BA/	Linguistics (MHC)	0	0	0	0	0	1	2	5	6	4
<b>Modern Languages &amp; Literatures</b>		<b>55</b>	<b>45</b>	<b>39</b>	<b>33</b>	<b>32</b>	<b>32</b>	<b>31</b>	<b>23</b>	<b>26</b>	<b>29</b>
FREN-BA/	French	15	14	6	12	8	7	11	6	4	3
FREN-BA/FREBUS	French - Business	3	1	3	0	1	1	1	2	3	1
ITAL-BA/ITALIAN	Italian	7	3	4	1	0	1	3	2	1	1
ITAL-BA/ITLBUS	Italian - Business	1	1	2	1	2	4	2	1	0	0
MHCFRN-BA/	French (MHC)	0	0	0	0	0	0	0	0	0	1
MHCSPA-BA/	Spanish (MHC)	0	0	0	0	0	0	0	1	0	0
RUS-BA/	Russian	2	0	2	4	4	0	1	0	2	0
RUS-BA/RUSBUS	Russian - Business	1	2	1	0	0	0	0	0	1	0
SPAN-BA/	Spanish	21	20	17	10	12	16	10	11	14	20
SPAN-BA/SPANBUS	Spanis - Business	5	4	4	5	5	3	3	0	1	3
<b>Philosophy</b>		<b>146</b>	<b>140</b>	<b>123</b>	<b>113</b>	<b>90</b>	<b>94</b>	<b>84</b>	<b>81</b>	<b>82</b>	<b>73</b>
MHCPHL-BA/	Philosophy (MHC)	0	0	0	0	0	2	1	3	3	3
PHIL-BA/	Philosophy	35	35	27	29	17	15	24	18	20	24
PHIL-BA/	Philosophy	0	0	0	0	4	2	0	0	0	0
PHIL-BA/PHILBUS	Philosophy and Business	15	17	11	7	10	13	9	6	3	5
PHIL-BA/PHILFLDS	Philosophy and Other Fields	31	27	28	29	19	25	22	25	24	19
PHIL-BA/PHILHONOR	Philosophy Honors	12	17	16	10	5	8	6	6	4	4

**Brooklyn College Fact Book 2018-2019**

**Undergraduate Majors By School and Department**

AcadPlan/Subplan	Description	Fall 2009	Fall 2010	Fall 2011	Fall 2012	Fall 2013	Fall 2014	Fall 2015	Fall 2016	Fall 2017	Fall 2018
PHIL-BA/PHILLAW	Philosophy and Law	53	44	41	38	35	29	22	23	28	18
<b>Political Science</b>		<b>200</b>	<b>191</b>	<b>192</b>	<b>186</b>	<b>146</b>	<b>148</b>	<b>141</b>	<b>153</b>	<b>162</b>	<b>151</b>
MHCPOL-BA/	MHC-POLITICAL SCI	0	0	0	1	0	5	4	4	7	9
POLSCI-BA/	Political Science	200	191	192	185	146	143	137	149	155	142
<b>Puerto Rican &amp; Latino Studies</b>		<b>11</b>	<b>10</b>	<b>13</b>	<b>9</b>	<b>11</b>	<b>17</b>	<b>16</b>	<b>23</b>	<b>18</b>	<b>21</b>
PRL-BA/	Puerto Rican and Latino Studies	6	8	11	8	11	12	13	22	17	20
PRL-BA/PRLBUS	Puerto Rican and Latino Studies, and Business	5	2	2	1	0	5	3	1	1	1
<b>Sociology</b>		<b>149</b>	<b>138</b>	<b>130</b>	<b>128</b>	<b>97</b>	<b>116</b>	<b>104</b>	<b>103</b>	<b>115</b>	<b>113</b>
MHCSOC-BA/	Sociology (MHC)	0	0	0	0	0	2	0	1	1	2
SOC-BA/	Sociology	149	138	130	128	97	114	104	102	114	111
<b>Studies in Religion</b>		<b>3</b>	<b>2</b>	<b>6</b>	<b>7</b>	<b>8</b>	<b>8</b>	<b>9</b>	<b>8</b>	<b>5</b>	<b>2</b>
MHCREL-BA/	Religion Dual Major (MHC)	0	0	0	0	0	5	2	4	3	0
REL-BA/	Religion	3	2	6	7	8	3	7	4	2	2
<b>URBAN SUSTAINABILITY</b>		<b>17</b>	<b>17</b>	<b>22</b>	<b>20</b>	<b>24</b>	<b>33</b>	<b>33</b>	<b>34</b>	<b>41</b>	<b>43</b>
ENVST-BA/	Urban Sustainability	17	17	22	20	24	31	4	2	0	0
MHCSUST-BA/	Urban Sustainability	0	0	0	0	0	0	0	0	3	3
SUST-BA/	Urban Sustainability	0	0	0	0	0	2	29	32	38	40
<b>Women's and Gender Studies</b>		<b>14</b>	<b>17</b>	<b>13</b>	<b>17</b>	<b>20</b>	<b>16</b>	<b>23</b>	<b>41</b>	<b>40</b>	<b>26</b>
MHCWST-BA/	Womens Studies (MHC)	0	0	0	0	0	2	1	0	1	1
WOMEN-BA/	Woman Studies	14	17	13	17	20	14	22	41	39	25

**Brooklyn College Fact Book 2018-2019**

**Undergraduate Majors By School and Department**

AcadPlan/Subplan	Description	Fall 2009	Fall 2010	Fall 2011	Fall 2012	Fall 2013	Fall 2014	Fall 2015	Fall 2016	Fall 2017	Fall 2018
<b>School of Natural and Behavioral Sciences</b>		<b>2,495</b>	<b>2,604</b>	<b>2,745</b>	<b>2,979</b>	<b>3,048</b>	<b>3,581</b>	<b>3,532</b>	<b>3,838</b>	<b>4,060</b>	<b>4,165</b>
<b>Anthropology and Archaeology</b>		<b>60</b>	<b>57</b>	<b>51</b>	<b>54</b>	<b>50</b>	<b>71</b>	<b>54</b>	<b>60</b>	<b>50</b>	<b>58</b>
ANTHRO-BA/	Anthropology	60	57	51	54	50	67	52	56	49	55
ARCHX-BA/	Archaeology	0	0	0	0	0	1	0	0	0	0
MHCANT-BA/	Anthropology (MHC)	0	0	0	0	0	3	2	4	1	3
<b>Biology</b>		<b>351</b>	<b>391</b>	<b>363</b>	<b>370</b>	<b>418</b>	<b>512</b>	<b>443</b>	<b>541</b>	<b>562</b>	<b>591</b>
BIO-BA/	Biology	61	101	84	91	118	134	97	121	122	139
BIO-BS/	Biology	290	290	279	279	300	356	332	405	420	425
MHCBIO-BA/	Biology (MHC)	0	0	0	0	0	1	2	2	7	4
MHCBIO-BS/	Biology (MHC)	0	0	0	0	0	21	12	13	13	23
<b>Chemistry</b>		<b>144</b>	<b>146</b>	<b>169</b>	<b>164</b>	<b>131</b>	<b>129</b>	<b>123</b>	<b>128</b>	<b>157</b>	<b>153</b>
CHEM-BA/	Chemistry	71	75	94	102	95	66	70	75	93	78
CHEM-BS/	Chemistry	73	71	75	62	36	48	46	35	45	51
MHCCHM-BA/	Chemistry (MHC)	0	0	0	0	0	12	5	15	16	18
MHCCHM-BS/	Chemistry (MHC)	0	0	0	0	0	3	2	3	3	6
<b>Computer &amp; Information Science</b>		<b>292</b>	<b>338</b>	<b>345</b>	<b>381</b>	<b>413</b>	<b>547</b>	<b>573</b>	<b>675</b>	<b>780</b>	<b>916</b>
BMF-BSMPS/CISECON	Business Information Systems - Comptr Inf Sci/Econ (BS/MPS)	2	4	2	0	2	0	0	0	0	0
COMPSC-BS/	Computer Science	208	217	224	235	236	330	402	492	571	690
COMPSC-BS/CISENGNRG	Computer and Information Science-Engineering	0	0	0	0	10	15	5	2	1	0
COMPSC-BS/CISSOFTWR	Computer and Information Science	16	14	6	4	34	56	20	5	2	0
CPROG-CERT/	Computer and Programming	0	1	1	0	1	0	0	0	0	0
INFOSCI-BS/	Information Systems	41	58	76	95	87	98	98	120	147	175
MHCCIS-BS/	Computer and Information Science (MHC)	0	0	0	0	0	3	2	6	9	11
MHCIFS-BS/	Information Systems (MHC)	0	0	0	0	0	0	0	0	1	1
MHCMUC-BS/	Multimedia Computing (MHC)	0	0	0	0	0	1	1	1	0	2
MULTI-BS/	Multimedia Computing	25	44	36	47	43	44	45	49	49	37

## **Brooklyn College Fact Book 2018-2019**

### **Undergraduate Majors By School and Department**

AcadPlan/Subplan	Description	Fall 2009	Fall 2010	Fall 2011	Fall 2012	Fall 2013	Fall 2014	Fall 2015	Fall 2016	Fall 2017	Fall 2018
<b>Earth &amp; Environmental Science</b>		<b>29</b>	<b>25</b>	<b>22</b>	<b>27</b>	<b>33</b>	<b>50</b>	<b>46</b>	<b>57</b>	<b>61</b>	<b>54</b>
EES-BS/	Earth and Environmental Sciences	0	0	0	0	3	3	0	0	0	0
EES-BS/GEOLENVRN	Earth and Environmental Sciences	0	0	0	0	4	5	0	0	0	0
GEO-BA/	Earth and Environmental Sciences	9	9	6	8	8	16	13	13	14	17
GEO-BS/	Earth and Environmental Sciences	20	16	16	19	18	26	33	43	46	37
MHCGEO-BS/	Earth and Environmental Sciences(MHC)	0	0	0	0	0	0	0	1	1	0
<b>Health and Nutrition Sciences</b>		<b>373</b>	<b>422</b>	<b>412</b>	<b>399</b>	<b>396</b>	<b>440</b>	<b>468</b>	<b>424</b>	<b>433</b>	<b>380</b>
HNTRSC-BA/	Health and Nutrition Sciences	82	94	78	67	71	86	108	106	78	67
HNTRSC-BA/HEALTHSCI	Health Science	0	0	0	0	4	4	2	0	0	0
HNTRSC-BA/THANTOLGY	Health and Nutrition Sciences - Thanatology	0	0	0	0	0	0	0	0	0	1
HNTRSC-BS/	Health and Nutrition Sciences	96	105	112	105	119	161	176	162	153	111
HNTRSC-BS/HNTRFOOD	Health and Nutrition Food	195	223	222	227	202	185	181	136	142	121
HNTRSC-BS/PUBLICHLTH	Health and Nutrition Sciences - Public Health	0	0	0	0	0	0	0	15	49	73
MHCHNS-BA/	Health and Nutrition Sciences (MHC)	0	0	0	0	0	0	0	1	4	2
MHCHNS-BS/	Health and Nutrition Sciences (MHC)	0	0	0	0	0	4	1	4	7	5
<b>Kinesiology</b>		<b>116</b>	<b>151</b>	<b>194</b>	<b>249</b>	<b>215</b>	<b>239</b>	<b>253</b>	<b>263</b>	<b>282</b>	<b>292</b>
MHCEXS-BS/	Exercise Science (MHC)	0	0	0	0	0	0	2	2	1	3
PED-BS/	Physical Education - Exercise Sciences	43	26	14	10	5	3	6	1	1	0
PED-BS/PEDADAPT	Physical Education Adaptive	24	38	66	67	53	20	11	8	0	1
PED-BS/PEDRECRETN	Physical Education - Recreation	0	1	0	0	0	0	0	0	0	0
PEDEXER-BS/	Exercise Science	49	86	114	172	157	216	234	252	280	288
<b>Mathematics</b>		<b>124</b>	<b>95</b>	<b>118</b>	<b>146</b>	<b>141</b>	<b>160</b>	<b>150</b>	<b>153</b>	<b>148</b>	<b>166</b>
ACTMATH-BS/	Actuarial Mathematics	0	0	10	31	29	39	41	44	36	33
CMPMTH-BS/	Computational Mathematics	12	7	10	9	8	15	7	10	7	5
CMPMTH-BS/THEOREMATH	Theoretical Mathematics	1	0	0	0	1	2	3	3	1	0
FINMATH-BS/	Financial Mathematics	0	0	3	9	11	16	15	13	11	11
MATH-BA/	Mathematics	53	41	49	47	43	34	39	34	38	45

**Brooklyn College Fact Book 2018-2019**

**Undergraduate Majors By School and Department**

AcadPlan/Subplan	Description	Fall 2009	Fall 2010	Fall 2011	Fall 2012	Fall 2013	Fall 2014	Fall 2015	Fall 2016	Fall 2017	Fall 2018
MATH-BS/	Mathematics	58	47	46	50	49	50	38	37	42	58
MATH-BS/THEORYMATH	Theoretical Mathematics	0	0	0	0	0	3	6	8	4	4
MHCACM-BS/	Actuarial Mathematics (MHC)	0	0	0	0	0	0	1	3	1	1
MHCCPM-BS/	Computational Mathematics (MHC)	0	0	0	0	0	0	0	0	0	2
MHCFMA-BS/	Financial Mathematics (MHC)	0	0	0	0	0	0	0	0	3	2
MHCMAT-BA/	Mathematics (MHC)	0	0	0	0	0	0	0	0	3	3
MHCMAT-BS/	Mathematics (MHC)	0	0	0	0	0	1	0	1	2	2
<b>Physics</b>		<b>81</b>	<b>47</b>	<b>31</b>	<b>35</b>	<b>45</b>	<b>47</b>	<b>48</b>	<b>48</b>	<b>45</b>	<b>70</b>
CEHPX-BA/	Coordinated Engineering	52	20	14	7	5	1	0	0	0	0
MHCPHY-BA/	Physics (MHC)	0	0	0	0	0	1	0	0	1	3
MHCPHY-BS/	Physics (MHC)	0	0	0	0	0	0	0	1	2	2
PHYS-BA/	Physics	5	3	7	11	16	13	11	10	9	18
PHYS-BS/	Physics	24	24	10	17	24	32	37	37	33	47
<b>Psychology</b>		<b>925</b>	<b>932</b>	<b>1,040</b>	<b>1,154</b>	<b>1,206</b>	<b>1,386</b>	<b>1,374</b>	<b>1,489</b>	<b>1,542</b>	<b>1,485</b>
MHCPSY-BA/	Psychology (MHC)	0	0	0	0	0	17	8	26	21	14
MHCPSY-BS/	Psychology (MHC)	0	0	0	0	0	11	8	18	16	17
PSYCH-BA/	Psychology	663	653	708	791	846	957	943	938	976	932
PSYCH-BS/	Psychology	262	279	332	363	360	401	415	507	529	522
<b>School of Visual, Media, and Performing Arts</b>		<b>882</b>	<b>874</b>	<b>985</b>	<b>1,054</b>	<b>947</b>	<b>1,026</b>	<b>937</b>	<b>1,015</b>	<b>1,025</b>	<b>1,044</b>
<b>Art</b>		<b>181</b>	<b>176</b>	<b>168</b>	<b>170</b>	<b>157</b>	<b>178</b>	<b>159</b>	<b>147</b>	<b>166</b>	<b>187</b>
ART-BA/	Art	126	118	113	120	115	118	104	102	120	123
ART-BFA/	Art	32	34	34	30	18	32	30	25	23	34
ARTHIST-BA/	Art History	23	24	21	20	24	25	23	19	22	27
MHCARH-BA/	Art History (MHC)	0	0	0	0	0	2	2	0	0	1



**Brooklyn College Fact Book 2018-2019**

**Undergraduate Majors By School and Department**

AcadPlan/Subplan	Description	Fall 2009	Fall 2010	Fall 2011	Fall 2012	Fall 2013	Fall 2014	Fall 2015	Fall 2016	Fall 2017	Fall 2018
MHCART-BA/	Art (MHC)	0	0	0	0	0	1	0	1	0	1
MHCART-BFA/	Art (MHC)	0	0	0	0	0	0	0	0	1	1
<b>Film</b>		<b>275</b>	<b>257</b>	<b>293</b>	<b>338</b>	<b>309</b>	<b>335</b>	<b>310</b>	<b>362</b>	<b>373</b>	<b>393</b>
FILM-BA/	Film Studies	24	24	24	21	11	13	10	14	9	19
FILM-BA/	Film	0	0	0	0	5	9	3	3	1	1
FILM-BA/DOCPROD	Film Documentary Production	0	10	15	9	9	14	11	16	9	18
FILM-BA/FILMPROD	Film Production	154	173	211	263	233	245	235	256	269	272
FILM-BA/INDUSTRYST	Film Industry Studies	0	1	2	6	8	7	6	7	8	10
FILM-BA/MARKETING	Film Marketing	24	9	2	1	2	1	1	1	0	0
FILM-BA/SCREENWTG	Film Screenwriting	24	22	29	30	35	40	42	56	71	67
FILM-CERT/	Film Production	49	18	10	8	6	5	2	2	1	0
MHCFLM-BA/	Film (MHC)	0	0	0	0	0	1	0	7	5	6
<b>Music</b>		<b>98</b>	<b>93</b>	<b>106</b>	<b>111</b>	<b>98</b>	<b>106</b>	<b>93</b>	<b>92</b>	<b>91</b>	<b>85</b>
MHCCM-BMUS/	Music Composition (MHC)	0	0	0	0	0	1	0	0	0	0
MHCMUS-BA/	Music (MHC)	0	0	0	0	0	3	4	3	2	2
MHCPR-BMUS/	Music Performance (MHC)	0	0	0	0	0	2	2	3	2	1
MPERF-BMUS/	Music Performance	51	46	48	56	53	51	48	41	29	27
MUS-BA/	Music	35	36	41	41	31	33	29	33	43	40
MUS-BMUS/	Music Composition	12	11	17	14	14	16	10	12	15	15
<b>Television and Radio</b>		<b>247</b>	<b>268</b>	<b>315</b>	<b>336</b>	<b>304</b>	<b>323</b>	<b>303</b>	<b>320</b>	<b>296</b>	<b>284</b>
BRDCST-BS/	Journalism and Media Studies	47	57	70	66	79	86	89	78	64	78
MHCBCJ-BS/	Journalism and Media Studies (MHC)	0	0	0	0	0	1	1	1	1	2
MHCTVR-BA/	Television and Radio (MHC)	0	0	0	0	0	2	0	1	2	5
TVR-BA/	Television and Radio	200	211	245	270	225	234	213	240	229	199
<b>Theater</b>		<b>81</b>	<b>80</b>	<b>103</b>	<b>99</b>	<b>79</b>	<b>84</b>	<b>72</b>	<b>94</b>	<b>99</b>	<b>95</b>
MHCTHE-BFA/	Theater (MHC)	0	0	0	0	0	0	0	2	0	1

## **Brooklyn College Fact Book 2018-2019**

### **Undergraduate Majors By School and Department**

AcadPlan/Subplan	Description	Fall 2009	Fall 2010	Fall 2011	Fall 2012	Fall 2013	Fall 2014	Fall 2015	Fall 2016	Fall 2017	Fall 2018
THEA-BA/	Theater	54	53	72	71	47	42	36	45	46	39
THEA-BFA/	Theater	0	0	0	0	4	6	1	0	0	0
THEA-BFA/ACTING	Theater - Acting	22	17	18	18	16	17	16	26	35	34
THEA-BFA/THEATRPROD	Theater Production	5	10	13	10	12	19	19	21	18	21
<b>College Wide Program</b>		<b>4,515</b>	<b>4,509</b>	<b>4,655</b>	<b>4,374</b>	<b>5,193</b>	<b>4,609</b>	<b>5,078</b>	<b>4,748</b>	<b>4,634</b>	<b>4,639</b>
<b>CUNYBacc:Unique&amp;Interdisc.Std</b>		<b>40</b>	<b>35</b>	<b>32</b>	<b>35</b>	<b>44</b>	<b>45</b>	<b>35</b>	<b>40</b>	<b>32</b>	<b>31</b>
CBUIS-BA/	CUNY-BA	40	35	32	35	44	45	35	40	32	31
<b>Liberal Arts and Sciences</b>		<b>0</b>	<b>1</b>	<b>1</b>	<b>0</b>	<b>15</b>	<b>5</b>	<b>0</b>	<b>0</b>	<b>0</b>	<b>0</b>
LASX-BA/	Liberal Arts and Sciences	0	1	1	0	15	5	0	0	0	0
<b>Registrar's Office</b>		<b>4,475</b>	<b>4,473</b>	<b>4,622</b>	<b>4,339</b>	<b>5,134</b>	<b>4,559</b>	<b>5,043</b>	<b>4,708</b>	<b>4,602</b>	<b>4,608</b>
NONDG-UG/	Visiting Undergraduate Student	47	53	48	22	912	1,070	953	1,022	975	1,027
NONDG-UG/	College Now Program	0	0	0	0	0	0	0	0	1	0
PERMIT-UG/	Permit-In Undergraduate	0	0	0	1	69	113	82	0	0	0
UNDECL-BA/	Undergraduate Undeclared Major	4,428	4,420	4,574	4,316	4,153	3,376	4,008	3,686	3,626	3,581

**Brooklyn College Fact Book 2018-2019**

**Graduate Majors By School and Department**

AcadPlan/Subplan	Description	Fall 2009	Fall 2010	Fall 2011	Fall 2012	Fall 2013	Fall 2014	Fall 2015	Fall 2016	Fall 2017	Fall 2018
<b>Murray Koppelman School of Business</b>		<b>196</b>	<b>203</b>	<b>224</b>	<b>331</b>	<b>337</b>	<b>343</b>	<b>356</b>	<b>346</b>	<b>342</b>	<b>260</b>
<b>Accounting</b>		<b>79</b>	<b>65</b>	<b>52</b>	<b>56</b>	<b>50</b>	<b>37</b>	<b>28</b>	<b>35</b>	<b>28</b>	<b>20</b>
ACCNT-MS/	Accounting	67	61	49	55	50	37	28	35	28	20
ECOACCX-MA/	Accounting	1	0	0	0	0	0	0	0	0	0
ECOACCX-MA/ECONACCNT	Accounting CPA Qualifying	11	4	3	1	0	0	0	0	0	0
<b>Business Management</b>		<b>0</b>	<b>102</b>	<b>168</b>	<b>273</b>	<b>287</b>	<b>306</b>	<b>328</b>	<b>311</b>	<b>314</b>	<b>240</b>
BUSADM-MS/	Business Administration - Economic Analysis	0	0	0	0	0	0	19	27	19	13
BUSADM-MS/BUSACCNT	Business Administration - Business Accounting	0	0	0	0	0	2	24	42	54	42
BUSADM-MS/BUSINTANYS	Business Intelligence and Data Analysis	0	0	0	0	0	0	0	26	72	64
BUSADM-MS/GENBUS	Business Administration - General Business	0	0	0	0	0	1	66	83	80	69
BUSADM-MS/GLBBUSFIN	Business Administration - Global Business and Finance	0	0	0	0	0	0	97	112	81	52
BUSEC-MS/	Business Administration - Economic Analysis	0	0	12	26	35	32	9	1	0	0
BUSEC-MS/BUSACCNT	Business Administration - Business Accounting	0	0	1	39	47	57	24	2	0	0
BUSEC-MS/GENBUS	Business Administration - General Business	0	0	0	0	0	41	19	4	3	0
BUSEC-MS/GLBBUSFIN	Business Administration - Global Business and Finance	0	102	155	208	205	173	70	14	5	0
<b>Economics</b>		<b>117</b>	<b>36</b>	<b>4</b>	<b>2</b>	<b>0</b>	<b>0</b>	<b>0</b>	<b>0</b>	<b>0</b>	<b>0</b>
ECONX-MA/	Economics	117	36	4	2	0	0	0	0	0	0
<b>School of Education</b>		<b>1,842</b>	<b>1,721</b>	<b>1,444</b>	<b>1,409</b>	<b>1,387</b>	<b>1,424</b>	<b>1,484</b>	<b>1,471</b>	<b>1,442</b>	<b>1,554</b>
<b>Childhd, Bilingual, Special Ed</b>		<b>643</b>	<b>550</b>	<b>372</b>	<b>424</b>	<b>474</b>	<b>535</b>	<b>530</b>	<b>465</b>	<b>486</b>	<b>655</b>
ASD-AC/	Autism Spectrum Disorders	71	88	5	26	19	14	15	15	13	5
BILNGED-AC/	Bilingual Education ACB	0	0	0	0	0	0	3	4	5	31
CETBE-MSED/	Child Educ Teacher (1-6) - Bilingual Education Option A	17	9	20	19	12	10	12	16	17	14
CETBE-MSED/CETBEOPTB	Child Educ Teacher (1-6) - Bilingual Education Option B	0	0	0	0	0	0	0	0	0	3

## **Brooklyn College Fact Book 2018-2019**

### **Graduate Majors By School and Department**

AcadPlan/Subplan	Description	Fall 2009	Fall 2010	Fall 2011	Fall 2012	Fall 2013	Fall 2014	Fall 2015	Fall 2016	Fall 2017	Fall 2018
CETB-MSED/	Childhood Education Teacher (1-6) (Trans B)	0	0	0	0	0	0	2	1	0	0
CETB-MSED/LIBARTOPTA	Child Educ Teach: Lib Arts Option A (TransB)	43	6	1	1	2	0	0	0	0	0
CETB-MSED/LIBARTOPTC	Child Educ Teach: Lib Arts Option C (TransB)	0	0	0	0	3	4	2	0	0	0
CETB-MSED/MTHOPTB	Child Educ Teacher: Math-Option B (TransB)	0	0	0	0	1	1	0	0	0	0
CETB-MSED/MTHOPTC	Child Educ Teacher: Math-Option C (TransB)	0	0	0	0	1	0	0	0	0	0
CET-MSED/	Child Educ Teacher (1-6) Math Option B	1	3	4	2	0	3	6	3	0	2
CET-MSED/	Childhood Education Teacher (1-6)	0	0	0	0	10	0	0	0	0	0
CET-MSED/CETLAOPTA	Child Educ Teacher- Lib Arts (1-6) Option A	44	38	26	17	14	12	15	16	12	13
CET-MSED/CETLAOPTB	Child Educ Teacher- Lib Arts (1-6) Option B	7	13	10	10	10	6	9	11	8	10
CET-MSED/CETLAOPTC	Child Educ Teacher- Lib Arts (1-6) Option C	65	73	71	59	56	45	54	73	67	63
CET-MSED/CETMOPTA	Child Educ Teacher (1-6) Math Option A	55	51	37	28	0	8	8	16	22	19
CET-MSED/CETMOPTC	Child Educ Teacher (1-6) Math Option C	8	11	10	13	0	14	19	26	20	11
CET-MSED/CETSEOPTA	Child Educ Teacher (1-6) Sci and Envir Option A	34	19	11	10	21	6	7	5	2	4
CET-MSED/CETSEOPTB	Child Educ Teacher (1-6) Sci and Envir Option B	0	0	0	0	3	0	0	0	0	0
CET-MSED/CETSEOPTC	Child Educ Teacher (1-6) Sci and Envir Option C	1	3	4	5	11	3	7	2	2	5
CHDTR-MSED/	Teach Stud w/Disab: Gen (7-12) Option A	0	0	0	66	58	6	21	72	55	17
DISAB-MSED/MIDCHOPTA	Teach Stud w/Disab: Mid Child Gen (5-9) Option A	17	1	1	0	0	0	0	0	0	0
DISAB-MSED/MIDCHOPTB	Teach Stud w/Disab: Mid Child Gen (5-9) Option B	2	20	24	2	0	0	0	0	0	0
DISAB-MSED/TSDECOPTA	Teacher of Students w/Disab (1-6) Option A	15	30	16	22	25	29	22	13	9	8
DISAB-MSED/TSDECOPTB	Teacher of Students w/Disab (1-6) Option B	22	27	51	35	35	42	34	29	24	23
DISAB-MSED/TSDECOPTC	Teacher of Students w/Disab (1-6) Option C	25	33	38	35	31	58	52	39	34	31
DISAB-MSED/TSDECOPTD	Teach Stud w/ Disab: Chidhood Option D (TransB)	0	0	4	1	0	0	59	16	39	101
DISAB-MSED/TSDOPTC	Teach Stud w/Disab (1-6) Option C (TransB)	53	27	1	0	22	57	1	0	0	0
DSAB-MSED/TSDOPTA	Teach Stud w/Disab (1-6) Option A (TransB)	0	0	0	0	2	2	0	0	0	0
DSAB-MSED/TSDOPTB	Teach Stud w/Disab (1-6) Option B (TransB)	0	0	0	0	0	0	2	3	0	0
LITCH-MSED/LITTCHRB6	Literacy Teacher (B-6)	1	0	0	0	0	0	0	0	0	0
TDISE-MSED/	Teach Stud w/Disab Generalist (7-12)	0	0	1	35	82	149	128	65	128	268
TDISE-MSED/TDISMCH	Teach Stud w/Disab: Mid Child Gen (5-9) Option B (TransB)	124	64	3	0	14	13	2	1	0	0
TDISE-MSED/TDISMCHC	Teach Stud w/ Disab: Mid Chidhood - Option C (TransB)	0	3	0	0	2	6	3	1	0	0
TSDEC-MSED/	Early Childhood Teaching Students with Disabilities	0	0	0	0	0	1	0	0	0	0
TSDEC-MSED/TSDECOPTA	Teacher of Students w/Disab (B-2) Option A	15	12	18	18	20	21	21	24	16	14

## **Brooklyn College Fact Book 2018-2019**

### **Graduate Majors By School and Department**

AcadPlan/Subplan	Description	Fall 2009	Fall 2010	Fall 2011	Fall 2012	Fall 2013	Fall 2014	Fall 2015	Fall 2016	Fall 2017	Fall 2018
TSDEC-MSED/TSDECOPTB	Teacher of Students w/Disab (B-2) Option B	22	19	16	20	20	25	26	14	13	13
TSPED-MSED/SPECED	Special Education	1	0	0	0	0	0	0	0	0	0
<b>Early Childhood/ Art Ed</b>		<b>204</b>	<b>219</b>	<b>204</b>	<b>186</b>	<b>192</b>	<b>204</b>	<b>231</b>	<b>278</b>	<b>266</b>	<b>234</b>
ARTEDUC-AC/	Art Education	0	0	0	0	0	0	2	11	11	5
ARTTCH-MA/	Art Teacher (7-12)	0	0	0	0	13	14	0	0	0	0
ARTTCH-MA/	Art Teacher	0	0	0	0	0	0	11	1	0	0
ARTTCHR-MA/	Art Teacher	54	51	53	50	37	35	32	30	23	17
ARTTCHR-MA/ARTTCHOPTB	Physical Education Teacher Option B	0	0	0	0	0	0	0	0	0	11
ECETX-MSED/ECTB2OPTA	Early Child Educ (B-2) Option A (TransB)	0	0	0	0	3	0	0	0	0	0
ECETX-MSED/ECTB2OPTC	Early Child Educ (B-2) Option C (TransB)	0	0	0	0	6	0	0	0	0	0
ECHEX-MSED/	Early Childhood Education	0	1	0	0	0	0	0	0	0	0
ECHT-MSED/ECHTOPTA	Early Child Educ Teacher(B-2) Option A	55	51	38	30	37	44	40	54	54	33
ECHT-MSED/ECHTOPTB	Early Child Educ Teacher(B-2) Option B	7	9	14	15	17	9	10	8	7	6
ECHT-MSED/ECHTOPTC	Early Child Educ Teacher(B-2) Option C	87	105	99	91	79	102	135	171	169	156
ECHT-MSED/ELEMEDHUM	Elementary Education - Humanities	1	2	0	0	0	0	0	0	0	0
EIP-AC/	Early Intervention and Parenting	0	0	0	0	0	0	1	3	2	6
<b>Education</b>		<b>0</b>	<b>0</b>	<b>0</b>	<b>0</b>	<b>0</b>	<b>0</b>	<b>0</b>	<b>0</b>	<b>1</b>	<b>0</b>
ARTTCHC-MA/	Adolescence Education: Art Teacher (TransB)	0	0	0	0	0	0	0	0	1	0
<b>School Psyc, Couns &amp; Leadership</b>		<b>363</b>	<b>375</b>	<b>370</b>	<b>326</b>	<b>285</b>	<b>286</b>	<b>318</b>	<b>329</b>	<b>317</b>	<b>283</b>
ELSD-MSSED/	Educational Leadership	0	0	0	0	0	0	0	9	59	69
ELSDL-MSSED/	Educational Leadership	94	109	116	101	85	79	81	79	21	2
PLYTHR-AC/	Play Therapy	0	0	0	0	0	4	16	18	9	6
SC-AC/	School Counseling	13	30	35	28	13	13	20	14	19	10
SC-MSSED/	School Counseling	147	138	117	90	83	93	91	99	98	93
SC-MSSED/GUIDCNSG	Guidance and Counseling	0	0	0	1	3	3	4	2	0	2
SP-AC/	School Psychologist	22	13	18	20	24	19	16	16	31	15
SP-AC/SCHPSYCBIL	School Psychologist - Bilingual	5	4	8	14	5	7	14	12	8	6



## **Brooklyn College Fact Book 2018-2019**

### **Graduate Majors By School and Department**

AcadPlan/Subplan	Description	Fall 2009	Fall 2010	Fall 2011	Fall 2012	Fall 2013	Fall 2014	Fall 2015	Fall 2016	Fall 2017	Fall 2018
SP-MSED/	School Psychologist	82	81	76	72	71	67	76	80	72	80
SP-MSED/SCHLPSYBIL	School Psychologist - Bilingual	0	0	0	0	1	1	0	0	0	0
<b>Secondary Education</b>		<b>632</b>	<b>577</b>	<b>498</b>	<b>473</b>	<b>436</b>	<b>399</b>	<b>405</b>	<b>399</b>	<b>372</b>	<b>382</b>
ADOLSE-MAT/	Science Education (7-12) Concentration A	11	16	15	16	16	15	10	9	5	7
ASE-MAT/	Science Education (7-12) Concentration B	1	19	20	19	18	18	22	14	11	15
BIOTCHB-MA/	Adolescence Education: Biology Teacher (TransB)	0	0	0	0	0	0	0	30	51	44
BIOTCHR-MA/	Biology Teacher (7-12)	7	3	2	1	1	0	0	0	2	0
BIOTCHR-MA/BIOTCHOPTB	Biology Teacher (7-12) Option B	0	0	0	0	0	0	0	0	0	1
BIOTCHX-MA/	Biology Teacher (7-12)	1	0	0	0	0	0	0	0	0	0
CHEMTCH-MA/	Chemistry Teacher (7-12) Option A	1	1	1	0	1	1	0	0	0	1
ENGLTCH-MA/	English Teacher (5-12) (Trans B)	0	0	0	0	0	0	0	0	1	0
ENGLTCH-MA/ENGTCHR	English Teacher (7-12) Option B	0	0	0	12	23	38	45	50	39	30
ENGLTCH-MA/ENGTCHRA	English Teacher (7-12) Option A	91	94	81	58	42	23	24	11	17	16
ENGTCH-MA/	English Teacher (7-12)	0	1	0	0	4	3	0	0	0	0
ENGTCHR-MA/ENGTCHRB	Adolescence Education: English Teacher (TransB)	60	24	2	1	0	0	0	0	0	0
ENGTCHR-MA/ENGTCHRB	English Teacher (Trans B)	0	0	2	40	64	71	78	96	79	58
ESCIT-MAT/	Earth Science Teacher (7-12) Concentraion B	0	0	3	8	7	4	3	6	5	8
ESTCH-MAT/	Earth Science Teacher (7-12) (Trans B)	0	8	16	21	11	2	1	1	0	0
EST-MAT/	Earth Science Teacher (7-12) Concentraion A	0	1	6	6	7	7	7	7	6	2
FRENTCH-MA/	French Teacher (7-12) Option A	5	3	2	3	4	5	4	4	5	2
FRENTCH-MA/FRNTCHOPTB	French Teacher (7-12) Option B	0	0	0	0	0	0	0	2	0	2
HTCHX-MSED/	Health and Nutrition Sciences: Health Teacher	31	29	23	9	1	0	0	0	0	0
MATHTCH-MA/	Mathematics Teacher (7-12) Option A	32	37	34	30	28	25	25	10	8	12
MATHTCH-MA/MATHTCHOP1	Mathematics Teacher (7-12) Option 1	0	1	0	0	0	0	0	0	0	0
MATHTCH-MA/MTHTCHOPTB	Mathematics Teacher (7-12) Option B	0	0	0	0	0	0	0	16	13	12
MATHTC-MA/	Adolescence Education: Math Teacher (TransB)	0	0	0	0	0	1	2	0	0	0
MCHES-MSED/MCHESOPTA	Mid Child Educ (5-9) Math Specialist Option A	12	11	11	12	8	9	4	2	1	0
MCHES-MSED/MCHESOPTB	Mid Child Educ (5-9) Math Specialist Option B	13	17	13	9	6	6	5	2	1	2
MCHES-MSED/MCHESOPTC	Mid Child Educ (5-9) Math Specialist Option C	24	29	34	23	12	10	15	8	6	4
MDCED-MA/	Middle Childhood Education (5-9) Trans B	0	0	0	0	0	0	1	0	0	0

## **Brooklyn College Fact Book 2018-2019**

### **Graduate Majors By School and Department**

AcadPlan/Subplan	Description	Fall 2009	Fall 2010	Fall 2011	Fall 2012	Fall 2013	Fall 2014	Fall 2015	Fall 2016	Fall 2017	Fall 2018
MDCED-MA/MCECERTA	Mid Child Gen: Gen Sci - Option A Prg 2 (TransB)	43	4	1	0	1	0	0	0	0	0
MDCED-MA/MCECERTD	Middle Childhood Education A Prg 2 (TransB)	0	35	35	40	26	39	57	37	9	2
MDCE-MA/MCHEA	Mid Child Educ Teacher(5-9) Sciences - Option A	36	32	10	9	8	5	1	2	0	0
MDCE-MA/MCHEB	Mid Child Educ Teacher(5-9) Sciences - Option B	0	1	1	1	3	1	0	0	0	0
MDCE-MA/MCHEC	Mid Child Educ Teacher(5-9) Sciences - Option C	0	3	4	3	7	6	4	5	3	3
MDCE-MA/MCHEOPTA	Mid Child Educ Gen (5-9) Gen Sci Option A	8	4	1	1	2	3	1	2	0	0
MDCE-MA/MCHEOPTC	Mid Child Educ Gen (5-9) Gen Sci Option C	0	0	0	0	0	0	0	1	0	0
MEMS-MSED/MCTMS	Mid Child Educ: Math Spec-Option A (TransB)	0	0	0	0	2	0	0	0	0	0
MEMS-MSED/MCTMS	Mid Child Educ: Math Spec-Option C (TransB)	56	5	3	1	0	0	0	0	0	0
MEMS-MSED/MCTMS	Mid Child Educ (5-9) Math Spec Option D (Trans B)	0	8	3	0	0	0	0	0	0	0
MHTCHX-MA/	Mathematics Teacher (7-12)	0	0	0	0	5	2	1	0	0	0
MUSED-AC/	Music Teacher Certificate	19	15	13	8	10	15	12	12	23	23
MUSTCHR-MA/	Music Teacher	14	11	12	12	11	11	9	5	4	4
PEDT-MSED/	Adol Educ: Physical Educ Teacher (TransB)	0	0	0	0	0	0	0	0	27	31
PETCH-MSED/	Physical Education Teacher	88	80	74	65	50	31	25	24	15	60
SOCSTT-MA/	Adolescence Education: Social Studies Teacher (TransB)	0	0	0	0	0	1	3	1	0	0
SOCSTX-MA/	Social Studies Teacher (7-12)	0	0	0	0	5	2	1	0	0	0
SPANTCH-MA/	Spanish Teacher (7-12) Option A	8	13	13	16	12	7	10	6	4	3
SPANTCH-MA/SPNTCHOPTB	Spanish Teacher (7-12) Option B	0	0	0	0	0	0	0	4	5	9
SSTCHR-MA/	Social Studies Teacher (7-12) Option A	71	72	63	49	41	38	35	12	10	9
SSTCHR-MA/SSTTCHOPTB	Social Studies Teacher (7-12) Option B	0	0	0	0	0	0	0	20	22	22

<b>School of Humanities and Social Sciences</b>		<b>609</b>	<b>669</b>	<b>626</b>	<b>516</b>	<b>420</b>	<b>373</b>	<b>327</b>	<b>307</b>	<b>300</b>	<b>260</b>
<b>Communication Arts, Sciences, and Disorders</b>		<b>86</b>	<b>90</b>	<b>91</b>	<b>83</b>	<b>86</b>	<b>85</b>	<b>84</b>	<b>77</b>	<b>72</b>	<b>76</b>
SLP-MS/	Speech-Language Pathology	86	90	91	83	86	85	84	77	72	76
<b>English</b>		<b>198</b>	<b>204</b>	<b>188</b>	<b>172</b>	<b>155</b>	<b>134</b>	<b>116</b>	<b>116</b>	<b>112</b>	<b>99</b>
CWTG-MFA/FICTION	Creative Writing - Fiction	36	34	31	30	25	25	22	25	33	29

## **Brooklyn College Fact Book 2018-2019**

### **Graduate Majors By School and Department**

AcadPlan/Subplan	Description	Fall 2009	Fall 2010	Fall 2011	Fall 2012	Fall 2013	Fall 2014	Fall 2015	Fall 2016	Fall 2017	Fall 2018
CWTG-MFA/PLAYWRTG	Creative Writing - Playwriting	12	13	10	13	13	11	11	12	11	10
CWTG-MFA/POETRY	Creative Writing - Poetry	21	19	18	22	18	15	17	19	18	21
ENGL-MA/	English	129	138	129	107	99	83	66	60	50	39
<b>History</b>		<b>62</b>	<b>62</b>	<b>57</b>	<b>55</b>	<b>33</b>	<b>34</b>	<b>26</b>	<b>28</b>	<b>30</b>	<b>20</b>
HIST-MA/	History	62	62	57	55	33	34	26	28	30	20
<b>Judaic Studies</b>		<b>1</b>	<b>0</b>	<b>2</b>	<b>2</b>	<b>2</b>	<b>1</b>	<b>0</b>	<b>0</b>	<b>0</b>	<b>0</b>
JUDAIC-MA/	Judaic Studies	1	0	2	2	2	1	0	0	0	0
<b>Liberal Studies</b>		<b>3</b>	<b>2</b>	<b>0</b>	<b>0</b>	<b>0</b>	<b>0</b>	<b>0</b>	<b>0</b>	<b>0</b>	<b>0</b>
MALS-MA/	Liberal Studies	3	2	0	0	0	0	0	0	0	0
<b>Modern Languages &amp; Literatures</b>		<b>24</b>	<b>29</b>	<b>27</b>	<b>27</b>	<b>23</b>	<b>12</b>	<b>13</b>	<b>17</b>	<b>18</b>	<b>11</b>
FREN-MA/	French	7	10	13	10	8	3	2	3	5	5
SPAN-MA/	Spanish	17	19	14	17	15	9	11	14	13	6
<b>Political Science</b>		<b>199</b>	<b>248</b>	<b>228</b>	<b>148</b>	<b>90</b>	<b>78</b>	<b>66</b>	<b>53</b>	<b>53</b>	<b>40</b>
POLSCI-MA/	Political Science	67	59	49	28	15	3	1	1	0	0
POLSCI-MA/INTRNTNLAF	Political Science - International Affairs	43	64	54	46	47	50	48	48	50	38
POLSCI-MA/URPOLADMIN	Political Science - Urban Policy and Administration	89	124	125	74	28	25	17	4	3	2
PSLBX-MA/	Political Science and Law	0	1	0	0	0	0	0	0	0	0
<b>Sociology</b>		<b>36</b>	<b>34</b>	<b>33</b>	<b>29</b>	<b>31</b>	<b>29</b>	<b>22</b>	<b>16</b>	<b>15</b>	<b>14</b>
SOC-MA/	Sociology	36	34	33	29	31	29	22	16	15	14
<b>School of Natural and Behavioral Sciences</b>		<b>789</b>	<b>842</b>	<b>822</b>	<b>807</b>	<b>779</b>	<b>701</b>	<b>685</b>	<b>632</b>	<b>541</b>	<b>519</b>

## **Brooklyn College Fact Book 2018-2019**

### **Graduate Majors By School and Department**

AcadPlan/Subplan	Description	Fall 2009	Fall 2010	Fall 2011	Fall 2012	Fall 2013	Fall 2014	Fall 2015	Fall 2016	Fall 2017	Fall 2018
<b>Biology</b>		<b>22</b>	<b>43</b>	<b>52</b>	<b>50</b>	<b>51</b>	<b>43</b>	<b>37</b>	<b>27</b>	<b>16</b>	<b>15</b>
BIO-MA/	Biology	21	42	52	50	51	43	37	27	16	15
BIOX-BAMA/	Biology	1	1	0	0	0	0	0	0	0	0
<b>Chemistry</b>		<b>11</b>	<b>23</b>	<b>18</b>	<b>17</b>	<b>14</b>	<b>11</b>	<b>11</b>	<b>11</b>	<b>8</b>	<b>8</b>
CHEM-MA/	Chemistry	11	23	18	17	11	5	5	6	5	4
CHEM-MS/	Chemistry	0	0	0	0	3	6	6	5	3	4
<b>Computer &amp; Information Science</b>		<b>138</b>	<b>133</b>	<b>167</b>	<b>161</b>	<b>152</b>	<b>134</b>	<b>113</b>	<b>129</b>	<b>127</b>	<b>115</b>
BMF-BSMPS/CISECON	Business Information Systems - Comptr Inf Sci/Econ (BS/MPS)	1	0	4	1	1	0	0	0	0	0
CSHS-MS/	Computer Science and Health Science	0	0	0	0	0	1	0	2	2	0
CS-MA/	Computer Science	0	13	42	52	54	65	58	68	55	50
CS-MA/CIS	Computer and Information Science	65	50	30	20	18	7	2	0	0	0
HLTHINF-MS/	Computer Science and Health Science	0	0	0	0	0	0	5	12	13	11
INFOSCI-BS/	Information Systems	0	0	1	0	0	0	0	0	0	0
INFOSYS-MS/	Information Systems	71	69	88	85	77	61	48	47	57	54
PDC-AC/	Parallel and Distributed Computing	1	1	2	3	2	0	0	0	0	0
<b>Earth &amp; Environmental Science</b>		<b>22</b>	<b>23</b>	<b>22</b>	<b>33</b>	<b>37</b>	<b>36</b>	<b>37</b>	<b>37</b>	<b>33</b>	<b>27</b>
EES-MA/	Earth and Environmental Sciences	22	23	22	33	33	30	29	31	24	20
EES-MS/	Earth and Environmental Sciences	0	0	0	0	4	6	8	6	9	7
<b>Health and Nutrition Sciences</b>		<b>221</b>	<b>239</b>	<b>210</b>	<b>223</b>	<b>192</b>	<b>163</b>	<b>184</b>	<b>124</b>	<b>91</b>	<b>98</b>
COMHTH-MA/	Community Health	1	0	0	0	0	0	0	1	0	0
COMHTH-MA/COMMHLTH	Community Health Education	45	42	38	41	35	24	29	28	18	19
COMHTH-MA/COMMHLTHED	Community Health Education	0	0	0	0	0	2	0	0	0	0
COMHTH-MA/THANATOLGY	Community Health Thanatology	6	8	9	6	9	3	6	4	2	3
COMHTH-MPH/	Community Health	44	45	38	45	26	23	29	0	0	0
COMHTH-MPH/HLTHPOLADM	Health Care Policy and Administration	28	41	38	47	37	30	31	0	0	0
COMHTH-MPH/HTHCAREMGT	Health Care Management	2	1	0	0	1	1	0	0	0	0

## **Brooklyn College Fact Book 2018-2019**

### **Graduate Majors By School and Department**

AcadPlan/Subplan	Description	Fall 2009	Fall 2010	Fall 2011	Fall 2012	Fall 2013	Fall 2014	Fall 2015	Fall 2016	Fall 2017	Fall 2018
GC-AC/	Grief Counseling	12	30	17	12	9	6	7	6	3	4
NUTR-MS/	Nutrition	83	72	70	72	75	74	82	85	68	72
<b>Kinesiology</b>		<b>147</b>	<b>151</b>	<b>134</b>	<b>124</b>	<b>116</b>	<b>101</b>	<b>96</b>	<b>113</b>	<b>81</b>	<b>71</b>
EXSPRT-MS/	Exercise Science and Rehabilitation	0	0	0	0	0	0	11	44	45	42
PEDESR-MS/	Exercise Science and Rehabilitation	77	82	67	59	51	47	42	21	6	0
PED-MS/	Sports Management	70	69	67	65	65	52	42	46	29	29
PED-MS/PEDPSYASP	Psychosocial Aspects Of Sports Activity	0	0	0	0	0	1	1	2	1	0
PED-MS/PEDPSYCASP	Psychosocial Aspects of Sports Activity	0	0	0	0	0	1	0	0	0	0
<b>Mathematics</b>		<b>0</b>	<b>0</b>	<b>1</b>	<b>0</b>	<b>0</b>	<b>0</b>	<b>0</b>	<b>1</b>	<b>1</b>	<b>1</b>
MATH-MA/	Mathematics	0	0	1	0	0	0	0	1	1	1
<b>Physics</b>		<b>1</b>	<b>2</b>	<b>4</b>	<b>7</b>	<b>8</b>	<b>12</b>	<b>7</b>	<b>2</b>	<b>1</b>	<b>0</b>
PHYS-MA/	Physics	1	2	4	7	8	12	7	2	1	0
<b>Psychology</b>		<b>227</b>	<b>228</b>	<b>214</b>	<b>192</b>	<b>209</b>	<b>201</b>	<b>200</b>	<b>188</b>	<b>183</b>	<b>184</b>
PIOHR-MA/	Indus. & Organ. Psych.- Group Processes and Organ. Behavior	41	44	40	33	46	42	35	39	46	48
PIOOB-MA/	Indus. & Organ. Psy-Personnel and Human Resources	67	63	58	51	50	46	50	40	36	34
PMHC-MA/	Mental Health Counseling	90	87	79	77	75	72	80	78	72	75
PSYEXP-MA/	Experimental Psychology	29	34	37	31	38	41	35	31	29	27
<b>School of Visual, Media, and Performing Arts</b>		<b>282</b>	<b>295</b>	<b>292</b>	<b>248</b>	<b>237</b>	<b>232</b>	<b>270</b>	<b>351</b>	<b>427</b>	<b>425</b>
<b>Art</b>		<b>53</b>	<b>54</b>	<b>57</b>	<b>60</b>	<b>46</b>	<b>44</b>	<b>42</b>	<b>38</b>	<b>34</b>	<b>28</b>
ARTHIST-MA/	Art - History	27	29	32	31	18	16	12	11	8	6
ART-MFA/ARTPHOTO	Art - Photography	2	0	0	1	3	3	3	2	1	0
ART-MFA/DIGITALART	Art - Digital Art	1	2	1	1	1	0	0	0	0	1

## **Brooklyn College Fact Book 2018-2019**

### **Graduate Majors By School and Department**

AcadPlan/Subplan	Description	Fall 2009	Fall 2010	Fall 2011	Fall 2012	Fall 2013	Fall 2014	Fall 2015	Fall 2016	Fall 2017	Fall 2018
ART-MFA/DRAWPAINT	Art - Drawing and Painting	18	19	19	20	16	16	18	16	17	15
ART-MFA/PRINTMKG	Art - Printmaking	2	1	4	3	3	5	2	0	0	0
ART-MFA/SCULPTURE	Art - Sculpture	3	3	1	4	5	4	6	8	7	6
MUSMEDU-AC/	Museum Education	0	0	0	0	0	0	1	1	1	0
<b>Feirstein Graduate School of Cinema</b>		<b>0</b>	<b>0</b>	<b>0</b>	<b>0</b>	<b>0</b>	<b>0</b>	<b>69</b>	<b>146</b>	<b>204</b>	<b>194</b>
CINART-MFA/	Cinema Arts	0	0	0	0	0	0	1	0	0	0
CINART-MFA/CNMDGANVSE	Cinema Arts - Digital Animation & Visual Effects	0	0	0	0	0	0	0	0	8	17
CINART-MFA/CNMDRCTNG	Cinema Arts - Directing	0	0	0	0	0	0	13	29	39	47
CINART-MFA/CNMPOSTPRD	Cinema Arts - Post-Production	0	0	0	0	0	0	9	24	34	34
CINART-MFA/CNMPRDCNG	Cinema Arts - Producing	0	0	0	0	0	0	11	20	23	11
CINART-MFA/CNMSCRWTG	Cinema Arts - Screenwriting	0	0	0	0	0	0	15	36	50	41
CINART-MFA/CNMTGRPHY	Cinema Arts - Cinematography	0	0	0	0	0	0	10	22	34	34
CINSTDS-MA/	Cinema Studies	0	0	0	0	0	0	10	15	16	10
<b>Music</b>		<b>81</b>	<b>86</b>	<b>89</b>	<b>73</b>	<b>67</b>	<b>59</b>	<b>55</b>	<b>70</b>	<b>95</b>	<b>110</b>
JAZZ-MMUS/	Global & Contemporary Jazz Studies	0	0	0	0	0	0	0	0	0	3
MCOMP-MMUS/	Music - Composition	14	11	19	19	13	16	14	18	17	16
MDSCR-MFA/	Media Scoring	0	0	0	0	0	0	0	9	16	28
MPERF-AC/	Music Performance	0	0	0	0	0	0	2	1	2	2
MPERF-AD/	Music Performance	0	0	0	0	0	0	3	4	5	6
MPERF-MMUS/	Music - Performance	56	60	59	44	45	37	30	28	30	30
MUS-MA/	Music	0	0	0	0	0	0	0	0	1	1
MUS-MA/MUSICOLOGY	Musicology	7	13	9	9	9	6	6	3	6	2
MUS-MA/PERFPRACT	Music - Performance Practice	4	2	2	1	0	0	0	0	0	0
SONIC-MFA/	Sonic Arts	0	0	0	0	0	0	0	7	18	22
<b>Perf &amp; Interactive Media Arts</b>		<b>25</b>	<b>28</b>	<b>25</b>	<b>26</b>	<b>24</b>	<b>24</b>	<b>17</b>	<b>20</b>	<b>14</b>	<b>15</b>
PIMA-AC/	Performance And Interactive Media Arts	2	3	0	0	0	1	1	2	0	0
PIMA-MFA/	Performance And Interactive Media Arts	23	25	25	26	24	23	16	18	14	15

**Brooklyn College Fact Book 2018-2019**

**Graduate Majors By School and Department**

AcadPlan/Subplan	Description	Fall 2009	Fall 2010	Fall 2011	Fall 2012	Fall 2013	Fall 2014	Fall 2015	Fall 2016	Fall 2017	Fall 2018
<b>Television and Radio</b>		<b>52</b>	<b>57</b>	<b>50</b>	<b>31</b>	<b>44</b>	<b>45</b>	<b>41</b>	<b>34</b>	<b>32</b>	<b>24</b>
TMS-MS/	Media Studies	0	20	23	12	16	16	13	13	11	11
TMS-MS/TVRPROG	Television and Radio Management and Programming	23	8	3	1	0	0	0	0	0	0
TTP-MFA/	Television Production	29	29	24	18	28	29	28	21	21	13
<b>Theater</b>		<b>71</b>	<b>70</b>	<b>71</b>	<b>58</b>	<b>56</b>	<b>60</b>	<b>46</b>	<b>43</b>	<b>48</b>	<b>54</b>
THEA-MA/	Theater - History And Criticism	13	15	13	6	9	10	6	6	5	4
THEA-MFA/	Theater	0	0	0	0	1	0	0	0	0	0
THEA-MFA/ACTING	Theater - Acting	14	15	14	15	17	16	11	9	14	16
THEA-MFA/DGNTECHPRO	Theater - Design and Technology Production	15	20	23	18	15	16	12	11	12	15
THEA-MFA/DIRECTING	Theater - Directing	9	6	6	8	6	6	6	6	6	7
THEA-MFA/DRAMA	Theater - Dramaturgy and Theater Criticism	1	0	0	0	0	0	0	0	0	0
THEA-MFA/PERARTMGM	Theater - Performing Arts Management	19	14	15	11	8	12	11	11	11	12
<b>College Wide Program</b>		<b>324</b>	<b>403</b>	<b>341</b>	<b>124</b>	<b>257</b>	<b>211</b>	<b>86</b>	<b>68</b>	<b>65</b>	<b>167</b>
<b>Registrar's Office</b>		<b>324</b>	<b>403</b>	<b>341</b>	<b>124</b>	<b>257</b>	<b>211</b>	<b>86</b>	<b>68</b>	<b>65</b>	<b>167</b>
NONDG-GR/	Graduate Undeclared Major	319	397	339	122	256	210	82	61	57	103
NONDG-GR/	Visiting Graduate Student	5	6	2	2	0	0	4	7	8	64
NONDG-UG/	Visiting Undergraduate Student	0	0	0	0	0	1	0	0	0	0
PERMIT-UG/	Permit-In Undergraduate	0	0	0	0	1	0	0	0	0	0

**Brooklyn College Fact Book 2018-2019**

**Undergraduate Degrees Conferred Report, By School and Department and Academic Year (Summer, Fall , Spring)**

AcadPlan/Subplan	Description	AY 2009	AY 2010	AY 2011	AY 2012	AY 2013	AY 2014	AY 2015	AY 2016	AY 2017	AY 2018
<b>Murray Koppelman School of Business</b>		<b>801</b>	<b>818</b>	<b>991</b>	<b>983</b>	<b>818</b>	<b>717</b>	<b>798</b>	<b>833</b>	<b>825</b>	<b>834</b>
<b>Accounting</b>		<b>274</b>	<b>222</b>	<b>285</b>	<b>314</b>	<b>251</b>	<b>276</b>	<b>276</b>	<b>295</b>	<b>249</b>	<b>289</b>
ACCTPUB-BS/	Accounting - Public Accountancy	237	162	243	249	169	153	148	150	115	124
ACCNT-BS/	Accounting Without CPA	37	60	41	65	62	53	48	42	36	25
ACCT-BS/	Accounting	0	0	1	0	0	0	0	0	0	0
ACCNT-CERT/	Accounting	0	0	0	0	0	1	0	0	0	0
MHCABMF-BS/	Public Accounting and Business, Management, and Finance	0	0	0	0	0	0	0	2	0	2
PABMF-BS/	Public Accounting and Business, Management, and Finance	0	0	0	0	20	69	80	101	98	138
<b>Business Management</b>		<b>509</b>	<b>567</b>	<b>683</b>	<b>642</b>	<b>556</b>	<b>428</b>	<b>504</b>	<b>523</b>	<b>531</b>	<b>472</b>
BUSADM-BBA/BUSHLTPROF	Business Administration - Business for Health Professions	0	0	0	1	5	6	22	27	28	28
BMF-BS/	Business, Management, and Finance	467	466	537	489	371	259	268	216	197	142
BUSADM-BBA/FININVEST	Business Administration - Finance and Investments	0	0	4	17	21	20	36	46	55	28
BUSADM-BBA/LDSHPHUM	Business Administration - Leadership And Human Resources Management	0	0	0	12	22	15	30	38	44	34
BUSADM-BBA/INTERNBUS	Business Administration - International Business	20	28	43	33	26	26	30	31	28	27
BUSADM-BBA/MGMT	Business Administration - Management	12	34	37	32	37	39	54	56	53	79
BUSADM-BBA/BUSMRKTG	Business Administration - Marketing	10	39	62	57	70	60	47	69	93	98
BUSADM-BBA/REALESTLAW	Business Administration - Business Law and Real Estate	0	0	0	1	4	3	11	21	12	16
BUSADM-BBA/EBUS	Business Administration - E-Business	0	0	0	0	0	0	1	6	8	6
BUSADM-BBA/CONORGBHVR	Business Administration - Consumer & Org Behavior	0	0	0	0	0	0	1	7	6	7
BUSADM-BBA/BUSECON	Business Administration - Business Economics	0	0	0	0	0	0	0	1	2	3
MHCBUA-BBA/	Business Administration (MHC)	0	0	0	0	0	0	2	5	4	4
MHCBMF-BS/	Business, Management, and Finance (MHC)	0	0	0	0	0	0	2	0	1	0
<b>Economics</b>		<b>18</b>	<b>29</b>	<b>23</b>	<b>27</b>	<b>11</b>	<b>13</b>	<b>18</b>	<b>14</b>	<b>27</b>	<b>17</b>
ECO-BA/	Economics	18	29	23	27	11	13	16	14	25	17
MHCECN-BA/	Economics (MHC)	0	0	0	0	0	0	2	0	2	0
<b>Finance</b>		<b>0</b>	<b>0</b>	<b>0</b>	<b>0</b>	<b>0</b>	<b>0</b>	<b>0</b>	<b>1</b>	<b>18</b>	<b>56</b>
FINC-BBA/	Finance BBA	0	0	0	0	0	0	0	1	18	56



**Brooklyn College Fact Book 2018-2019**

**Undergraduate Degrees Conferred Report, By School and Department and Academic Year (Summer, Fall , Spring)**

AcadPlan/Subplan	Description	AY 2009	AY 2010	AY 2011	AY 2012	AY 2013	AY 2014	AY 2015	AY 2016	AY 2017	AY 2018
<b>School of Education</b>		<b>294</b>	<b>304</b>	<b>319</b>	<b>336</b>	<b>339</b>	<b>338</b>	<b>193</b>	<b>247</b>	<b>249</b>	<b>257</b>
<b>Childhood, Bilingual, Special Education</b>		<b>97</b>	<b>104</b>	<b>92</b>	<b>97</b>	<b>103</b>	<b>102</b>	<b>65</b>	<b>69</b>	<b>89</b>	<b>123</b>
ELEMEDX-BA/	Elementary Education Teacher (K-6)	0	1	1	0	0	0	0	0	0	0
EBTCHRX-BA/	Elementary Bilingual Education Teacher (K-6)	0	0	1	0	0	0	0	0	0	0
CETBE-BA/	Childhood Education (1-6) Bilingual	11	6	6	7	6	12	4	12	21	16
CET-BA/	Childhood Education (1-6)	86	97	84	90	97	89	61	56	68	107
MHCCE-BA/	Childhood Education (1-6) (MHC)	0	0	0	0	0	1	0	1	0	0
<b>Early Childhood/Art Education</b>		<b>100</b>	<b>103</b>	<b>109</b>	<b>116</b>	<b>122</b>	<b>142</b>	<b>65</b>	<b>96</b>	<b>87</b>	<b>74</b>
ECETX-BA/	Early Childhood Education Teacher (Prek-3)	0	1	0	1	1	0	0	0	0	0
ECETSE-BA/	Early Childhood Education:Special Education	45	55	52	55	69	91	48	69	51	43
ECHE-BA/	Early Childhood Education (B-2)	55	47	57	60	52	51	17	27	35	30
MHCECS-BA/	Early Childhood Education-Special Ed (MHC)	0	0	0	0	0	0	0	0	1	1
<b>Secondary Education</b>		<b>97</b>	<b>97</b>	<b>118</b>	<b>123</b>	<b>114</b>	<b>94</b>	<b>63</b>	<b>82</b>	<b>73</b>	<b>60</b>
ESTCHR-BA/	Earth Science Teacher (7-12)	3	7	0	2	3	2	0	1	2	0
PEDTCHX-BS/	Physical Education Teacher (K-12)	2	0	0	0	0	0	0	0	0	0
BIOTCHR-BA/	Biology Teacher (5-12)	0	2	5	8	4	5	1	2	3	3
MUSED-BMUS/	Music Education	2	7	2	2	5	6	5	7	4	3
MATHTCH-BA/	Math Teacher (5-12)	10	16	14	17	14	11	7	8	6	3
PEDTCHR-BS/	Physical Education Teacher	30	30	44	36	33	37	20	30	35	26
SSTCHR-BA/	Social Studies Teacher	16	9	21	23	21	11	12	11	12	6
FRENTCH-BA/	French Teacher (7-12)	1	1	0	2	0	2	1	0	0	0
SPANTCH-BA/	Spanish Teacher (7-12)	5	2	2	3	8	5	3	1	0	0
ITALTCH-BA/	Italian Teacher (7-12)	1	2	1	0	0	0	0	0	0	0
PHYSTCH-BA/	Physics Teacher (5-12)	0	0	1	0	1	2	0	0	0	0
ENGLTCH-BA/	English Teacher	27	18	25	30	23	12	13	21	10	16
CHEMTCH-BA/	Chemistry Teacher(5-12)	0	3	3	0	2	1	0	1	0	1
MHCETA-BA/	English Teacher (5-12) (MHC)	0	0	0	0	0	0	1	0	0	1

**Brooklyn College Fact Book 2018-2019**

**Undergraduate Degrees Conferred Report, By School and Department and Academic Year (Summer, Fall , Spring)**

AcadPlan/Subplan	Description	AY 2009	AY 2010	AY 2011	AY 2012	AY 2013	AY 2014	AY 2015	AY 2016	AY 2017	AY 2018
MHCMTC-BA/	Mathematics Teacher (5-12) (MHC)	0	0	0	0	0	0	0	0	0	1
MHCMT-BMUS/	Music Teacher (MHC)	0	0	0	0	0	0	0	0	1	0
<b>School of Humanities and Social Sciences</b>		<b>432</b>	<b>480</b>	<b>545</b>	<b>554</b>	<b>482</b>	<b>436</b>	<b>428</b>	<b>444</b>	<b>475</b>	<b>493</b>
<b>Africana Studies</b>		<b>3</b>	<b>5</b>	<b>6</b>	<b>11</b>	<b>6</b>	<b>2</b>	<b>2</b>	<b>4</b>	<b>2</b>	<b>4</b>
AFRIC-BA/	Africana Studies	3	5	6	11	6	2	2	4	2	4
<b>American Studies</b>		<b>1</b>	<b>4</b>	<b>1</b>	<b>4</b>	<b>1</b>	<b>1</b>	<b>4</b>	<b>2</b>	<b>2</b>	<b>0</b>
AMERST-BA/	American Studies	1	4	1	4	1	1	3	2	2	0
MHCAMS-BA/	American Studies (MHC)	0	0	0	0	0	0	1	0	0	0
<b>Children and Youth Studies</b>		<b>0</b>	<b>9</b>	<b>63</b>	<b>83</b>	<b>78</b>	<b>42</b>	<b>47</b>	<b>56</b>	<b>58</b>	<b>83</b>
CYS-BA/	Children and Youth Studies	0	9	63	83	78	42	47	54	57	83
MHCCYS-BA/	Childrens Studies (MHC)	0	0	0	0	0	0	0	2	1	0
<b>Classics</b>		<b>4</b>	<b>3</b>	<b>5</b>	<b>6</b>	<b>6</b>	<b>7</b>	<b>10</b>	<b>4</b>	<b>4</b>	<b>3</b>
CLAS-BA/	Classics	4	3	5	6	6	7	9	4	4	2
MHCCLA-BA/	Classics (MHC)	0	0	0	0	0	0	1	0	0	1
<b>Communication</b>		<b>1</b>	<b>3</b>	<b>5</b>	<b>9</b>	<b>19</b>	<b>21</b>	<b>33</b>	<b>34</b>	<b>46</b>	<b>54</b>
COMM-BA/	Communication	1	3	5	9	19	21	32	34	46	53
MHCCOM-BA/	Communication (MHC)	0	0	0	0	0	0	1	0	0	1
<b>Communication Arts, Sciences, and Disorders</b>		<b>71</b>	<b>77</b>	<b>78</b>	<b>71</b>	<b>64</b>	<b>81</b>	<b>87</b>	<b>84</b>	<b>89</b>	<b>85</b>
SPECED-BA/	Speech	3	4	5	4	3	2	2	3	3	0
SLPASHS-BA/	Speech - Language Pathology, Audiology, Speech and Hearing	68	73	73	67	61	79	84	81	83	84
MHCSLP-BA/	Speech Language Pathology (MHC)	0	0	0	0	0	0	1	0	3	1
<b>English</b>		<b>109</b>	<b>107</b>	<b>118</b>	<b>123</b>	<b>96</b>	<b>103</b>	<b>98</b>	<b>99</b>	<b>100</b>	<b>106</b>

**Brooklyn College Fact Book 2018-2019**

**Undergraduate Degrees Conferred Report, By School and Department and Academic Year (Summer, Fall , Spring)**

AcadPlan/Subplan	Description	AY 2009	AY 2010	AY 2011	AY 2012	AY 2013	AY 2014	AY 2015	AY 2016	AY 2017	AY 2018
CMPLIT-BA/	Comparative Literature	0	0	0	2	0	1	0	0	0	0
CWRTG-BFA/	Creative Writing	16	22	22	29	27	30	21	19	22	24
ENGL-BA/	English	69	62	66	62	47	47	49	52	53	59
JRNL-BA/	Journalism	24	23	30	30	22	25	25	24	20	20
MHCCW-BFA/	Creative Writing (MHC)	0	0	0	0	0	0	1	2	4	0
MHCENG-BA/	English (MHC)	0	0	0	0	0	0	1	2	0	1
MHCJRN-BA/	Journalism (MHC)	0	0	0	0	0	0	1	0	1	2
<b>History</b>		<b>46</b>	<b>48</b>	<b>63</b>	<b>43</b>	<b>29</b>	<b>25</b>	<b>27</b>	<b>27</b>	<b>48</b>	<b>35</b>
HIST-BA/	History	46	48	63	43	29	25	24	25	43	30
MHCHIS-BA/	History (MHC)	0	0	0	0	0	0	3	2	5	5
<b>Judaic Studies</b>		<b>7</b>	<b>9</b>	<b>7</b>	<b>10</b>	<b>5</b>	<b>1</b>	<b>1</b>	<b>9</b>	<b>3</b>	<b>2</b>
JUDAIC-BA/	Judaic Studies	7	9	7	10	5	1	1	9	3	2
<b>Linguistics</b>		<b>4</b>	<b>10</b>	<b>8</b>	<b>5</b>	<b>13</b>	<b>12</b>	<b>7</b>	<b>17</b>	<b>5</b>	<b>8</b>
LING-BA/	Linguistics	4	10	8	5	13	12	7	16	3	6
MHCLIN-BA/	Linguistics (MHC)	0	0	0	0	0	0	0	1	2	2
<b>Modern Languages and Literatures</b>		<b>18</b>	<b>19</b>	<b>15</b>	<b>16</b>	<b>9</b>	<b>6</b>	<b>3</b>	<b>4</b>	<b>3</b>	<b>2</b>
FREN-BA/	French	4	3	3	3	1	1	0	1	2	1
FREN-BA/FREBUS	French - Business	0	0	1	1	0	0	0	0	0	0
ITAL-BA/ITALIAN	Italian	1	0	2	0	1	0	0	0	0	1
ITAL-BA/ITLBUS	Italian - Business	0	0	0	1	0	0	1	0	1	0
RUS-BA/	Russian	4	1	2	0	0	2	0	0	0	0
RUS-BA/RUSBUS	Russian - Business	0	0	0	1	0	0	0	0	0	0
SPAN-BA/	Spanish	9	14	7	8	5	1	1	3	0	0
SPAN-BA/SPANBUS	Spanis - Business	0	1	0	2	2	2	1	0	0	0
<b>Philosophy</b>		<b>41</b>	<b>60</b>	<b>45</b>	<b>53</b>	<b>36</b>	<b>29</b>	<b>20</b>	<b>23</b>	<b>23</b>	<b>23</b>

**Brooklyn College Fact Book 2018-2019**

**Undergraduate Degrees Conferred Report, By School and Department and Academic Year (Summer, Fall , Spring)**

AcadPlan/Subplan	Description	AY 2009	AY 2010	AY 2011	AY 2012	AY 2013	AY 2014	AY 2015	AY 2016	AY 2017	AY 2018
PHIL-BA/	Philosophy	6	5	4	13	12	2	1	8	5	3
PHIL-BA/PHILLAW	Philosophy and Law	21	27	14	21	7	14	6	8	5	6
PHIL-BA/PHILFLDS	Philosophy and Other Fields	9	19	17	5	12	7	6	3	9	9
PHIL-BA/PHILBUS	Philosophy and Business	3	5	6	4	2	3	4	3	2	1
PHIL-BA/PHILHONOR	Philosophy Honors	2	4	4	10	3	3	3	0	2	1
MHCPHL-BA/	Philosophy (MHC)	0	0	0	0	0	0	0	1	0	3
<b>Political Science</b>		<b>70</b>	<b>69</b>	<b>72</b>	<b>69</b>	<b>59</b>	<b>52</b>	<b>38</b>	<b>35</b>	<b>32</b>	<b>44</b>
POLSCI-BA/	Political Science	70	69	72	69	58	52	37	34	32	42
MHCPOL-BA/	MHC-POLITICAL SCI	0	0	0	0	1	0	1	1	0	2
<b>Puerto Rican and Latino Studies</b>		<b>4</b>	<b>3</b>	<b>1</b>	<b>3</b>	<b>6</b>	<b>3</b>	<b>3</b>	<b>2</b>	<b>8</b>	<b>2</b>
PRL-BA/PRLBUS	Puerto Rican and Latino Studies, and Business	3	3	0	0	2	0	0	0	2	1
PRL-BA/	Puerto Rican and Latino Studies	1	0	1	3	4	3	3	2	6	1
<b>Sociology</b>		<b>46</b>	<b>48</b>	<b>46</b>	<b>40</b>	<b>44</b>	<b>46</b>	<b>35</b>	<b>33</b>	<b>31</b>	<b>22</b>
SOC-BA/	Sociology	46	48	46	40	44	46	33	33	31	22
MHCSOC-BA/	Sociology (MHC)	0	0	0	0	0	0	2	0	0	0
<b>Studies in Religion</b>		<b>1</b>	<b>3</b>	<b>0</b>	<b>0</b>	<b>2</b>	<b>0</b>	<b>0</b>	<b>0</b>	<b>1</b>	<b>1</b>
REL-BA/	Religion	1	3	0	0	2	0	0	0	1	0
MHCREL-BA/	Religion Dual Major (MHC)	0	0	0	0	0	0	0	0	0	1
<b>Urban Sustainability</b>		<b>1</b>	<b>2</b>	<b>4</b>	<b>3</b>	<b>1</b>	<b>3</b>	<b>7</b>	<b>7</b>	<b>12</b>	<b>9</b>
ENVST-BA/	Urban Sustainability	0	0	0	0	1	3	3	1	0	0
MHCSUST-BA/	Urban Sustainability	0	0	0	0	0	0	0	0	0	1
SUST-BA/	Urban Sustainability	1	2	4	3	0	0	4	6	12	8
<b>Women's and Gender Studies</b>		<b>5</b>	<b>1</b>	<b>8</b>	<b>5</b>	<b>8</b>	<b>2</b>	<b>6</b>	<b>4</b>	<b>8</b>	<b>10</b>
WOMEN-BA/	Woman Studies	5	1	8	5	8	2	5	3	8	10

**Brooklyn College Fact Book 2018-2019**

**Undergraduate Degrees Conferred Report, By School and Department and Academic Year (Summer, Fall , Spring)**

AcadPlan/Subplan	Description	AY 2009	AY 2010	AY 2011	AY 2012	AY 2013	AY 2014	AY 2015	AY 2016	AY 2017	AY 2018
MHCWST-BA/	Womens Studies (MHC)	0	0	0	0	0	0	1	1	0	0
<b>School of Natural and Behavioral Sciences</b>		<b>651</b>	<b>659</b>	<b>714</b>	<b>802</b>	<b>743</b>	<b>771</b>	<b>806</b>	<b>836</b>	<b>960</b>	<b>1,059</b>
<b>Anthropology and Archaeology</b>		<b>19</b>	<b>19</b>	<b>22</b>	<b>12</b>	<b>11</b>	<b>9</b>	<b>7</b>	<b>18</b>	<b>13</b>	<b>16</b>
ANTHRO-BA/	Anthropology	19	19	22	12	11	9	6	16	10	16
MHCANT-BA/	Anthropology (MHC)	0	0	0	0	0	0	1	2	3	0
<b>Biology</b>		<b>107</b>	<b>90</b>	<b>99</b>	<b>111</b>	<b>93</b>	<b>95</b>	<b>115</b>	<b>93</b>	<b>95</b>	<b>114</b>
BIO-BA/	Biology	19	18	33	34	27	33	41	35	30	25
BIO-BS/	Biology	88	72	66	77	66	62	62	51	61	82
MHCBIO-BA/	Biology (MHC)	0	0	0	0	0	0	0	1	0	1
MHCBIO-BS/	Biology (MHC)	0	0	0	0	0	0	12	6	4	6
<b>Chemistry</b>		<b>37</b>	<b>42</b>	<b>46</b>	<b>45</b>	<b>42</b>	<b>44</b>	<b>37</b>	<b>23</b>	<b>41</b>	<b>34</b>
CHEM-BA/	Chemistry	26	28	34	26	28	34	23	15	24	26
CHEM-BS/	Chemistry	11	14	12	19	14	10	7	7	10	2
MHCCHM-BA/	Chemistry (MHC)	0	0	0	0	0	0	7	1	5	5
MHCCHM-BS/	Chemistry (MHC)	0	0	0	0	0	0	0	0	2	1
<b>Computer and Information Science</b>		<b>52</b>	<b>48</b>	<b>59</b>	<b>58</b>	<b>76</b>	<b>80</b>	<b>78</b>	<b>87</b>	<b>122</b>	<b>149</b>
MULTI-BS/	Multimedia Computing	0	0	6	6	7	9	5	4	6	12
COMPSC-BS/	Computer Science	48	40	48	40	45	48	51	69	92	111
COMPSC-BS/CISENGNRG	Computer and Information Science-Engineering	0	0	0	0	0	0	1	1	1	0
COMPSC-BS/CISSOFTWR	Computer and Information Science	3	3	2	0	0	3	2	1	1	0
BMF-BSMPS/CISECON	Business Information Systems - Compnr Inf Sci/Econ (BS/MPS)	0	1	0	2	0	1	0	0	0	0
INFOSCI-BS/	Information Systems	0	4	3	10	24	19	18	11	18	25
BMF-MPS/	Computer and Info. Sci. and Econ	1	0	0	0	0	0	0	0	0	0
MHCCIS-BS/	Computer and Information Science (MHC)	0	0	0	0	0	0	1	0	4	1
MHCMUC-BS/	Multimedia Computing (MHC)	0	0	0	0	0	0	0	1	0	0

## **Brooklyn College Fact Book 2018-2019**

### **Undergraduate Degrees Conferred Report, By School and Department and Academic Year (Summer, Fall , Spring)**

AcadPlan/Subplan	Description	AY 2009	AY 2010	AY 2011	AY 2012	AY 2013	AY 2014	AY 2015	AY 2016	AY 2017	AY 2018
<b>Earth and Environmental Sciences</b>		<b>8</b>	<b>12</b>	<b>4</b>	<b>6</b>	<b>5</b>	<b>6</b>	<b>9</b>	<b>9</b>	<b>5</b>	<b>12</b>
GEO-BA/	Earth and Environmental Sciences	4	2	2	0	3	2	5	6	2	3
GEO-BS/	Earth and Environmental Sciences	4	10	2	6	2	4	4	3	3	8
MHCGEO-BS/	Earth and Environmental Sciences(MHC)	0	0	0	0	0	0	0	0	0	1
<b>Health and Nutrition Sciences</b>		<b>77</b>	<b>75</b>	<b>107</b>	<b>125</b>	<b>98</b>	<b>85</b>	<b>110</b>	<b>118</b>	<b>135</b>	<b>136</b>
HNTRSC-BA/	Health and Nutrition Sciences	26	32	44	44	36	27	26	45	44	37
HNTRSC-BS/	Health and Nutrition Sciences	22	17	18	32	17	17	29	20	40	33
HNTRSC-BS/HNTRFOOD	Health and Nutrition Food	29	26	45	49	44	41	52	52	46	41
HNTRSC-BA/HEALTHSCI	Health Science	0	0	0	0	1	0	0	0	0	0
HNTRSC-BS/PUBLICHLTH	Health and Nutrition Sciences - Public Health	0	0	0	0	0	0	0	1	4	21
MHCHNS-BA/	Health and Nutrition Sciences (MHC)	0	0	0	0	0	0	0	0	1	0
MHCHNS-BS/	Health and Nutrition Sciences (MHC)	0	0	0	0	0	0	3	0	0	4
<b>Kinesiology</b>		<b>31</b>	<b>28</b>	<b>29</b>	<b>43</b>	<b>45</b>	<b>45</b>	<b>26</b>	<b>29</b>	<b>45</b>	<b>53</b>
PED-BS/PEDADAPT	Physical Education Adaptive	14	12	9	23	14	17	3	2	3	0
PED-BS/	Physical Education - Exercise Sciences	17	12	16	4	3	1	0	0	0	0
PEDEXER-BS/	Exercise Science	0	4	4	16	28	27	23	27	41	53
MHCEXS-BS/	Exercise Science (MHC)	0	0	0	0	0	0	0	0	1	0
<b>Mathematics</b>		<b>15</b>	<b>36</b>	<b>17</b>	<b>17</b>	<b>26</b>	<b>25</b>	<b>24</b>	<b>29</b>	<b>19</b>	<b>27</b>
MATH-BA/	Mathematics	5	13	7	7	8	10	7	8	5	9
MATH-BS/	Mathematics	10	20	9	10	9	7	6	14	9	6
CMPMTH-BS/	Computational Mathematics	0	3	1	0	1	1	4	0	0	1
MATH-BS/THEORYMATH	Theoretical Mathematics	0	0	0	0	0	0	0	1	0	0
ACTMATH-BS/	Actuarial Mathematics	0	0	0	0	4	5	4	5	3	6
FINMATH-BS/	Financial Mathematics	0	0	0	0	4	2	1	1	1	2
MHCACM-BS/	Actuarial Mathematics (MHC)	0	0	0	0	0	0	0	0	1	1
MHCCPM-BS/	Computational Mathematics (MHC)	0	0	0	0	0	0	1	0	0	0
MHCFMA-BS/	Financial Mathematics (MHC)	0	0	0	0	0	0	1	0	0	0

**Brooklyn College Fact Book 2018-2019**

**Undergraduate Degrees Conferred Report, By School and Department and Academic Year (Summer, Fall , Spring)**

AcadPlan/Subplan	Description	AY 2009	AY 2010	AY 2011	AY 2012	AY 2013	AY 2014	AY 2015	AY 2016	AY 2017	AY 2018
MHCMAT-BS/	Mathematics (MHC)	0	0	0	0	0	0	0	0	0	2
<b>Physics</b>		<b>4</b>	<b>3</b>	<b>10</b>	<b>4</b>	<b>3</b>	<b>3</b>	<b>2</b>	<b>4</b>	<b>7</b>	<b>3</b>
PHYS-BA/	Physics	2	0	2	0	0	1	1	1	2	2
PHYS-BS/	Physics	2	3	8	4	3	2	1	3	5	1
<b>Psychology</b>		<b>301</b>	<b>306</b>	<b>321</b>	<b>381</b>	<b>344</b>	<b>379</b>	<b>398</b>	<b>426</b>	<b>478</b>	<b>515</b>
PSYCH-BA/	Psychology	233	226	220	270	234	261	269	290	313	311
PSYCH-BS/	Psychology	68	80	101	111	110	117	118	127	147	188
MHCPSY-BA/	Psychology (MHC)	0	0	0	0	0	0	7	5	6	10
MHCPSY-BS/	Psychology (MHC)	0	0	0	0	0	1	4	4	12	6
<b>School of Visual, Media, and Performing Arts</b>		<b>220</b>	<b>234</b>	<b>215</b>	<b>246</b>	<b>235</b>	<b>226</b>	<b>233</b>	<b>229</b>	<b>259</b>	<b>250</b>
<b>Art</b>		<b>46</b>	<b>53</b>	<b>54</b>	<b>55</b>	<b>42</b>	<b>39</b>	<b>36</b>	<b>46</b>	<b>49</b>	<b>34</b>
ART-BA/	Art	36	33	36	30	30	29	22	29	28	24
ART-BFA/	Art	4	14	9	17	11	5	8	10	15	7
ARTHIST-BA/	Art History	6	6	9	8	1	5	5	5	6	3
MHCART-BA/	Art (MHC)	0	0	0	0	0	0	1	0	0	0
MHCARH-BA/	Art History (MHC)	0	0	0	0	0	0	0	2	0	0
<b>Conservatory of Music</b>		<b>17</b>	<b>21</b>	<b>12</b>	<b>14</b>	<b>18</b>	<b>7</b>	<b>13</b>	<b>14</b>	<b>17</b>	<b>15</b>
MUS-BA/	Music	5	3	2	4	5	3	2	4	3	9
MUS-BMUS/	Music Composition	2	5	1	2	4	0	4	1	2	2
MPERF-BMUS/	Music Performance	10	13	9	8	9	4	6	7	11	4
MHCCM-BMUS/	Music Composition (MHC)	0	0	0	0	0	0	1	0	0	0
MHCMUS-BA/	Music (MHC)	0	0	0	0	0	0	0	2	0	0
MHCPR-BMUS/	Music Performance (MHC)	0	0	0	0	0	0	0	0	1	0
<b>Film</b>		<b>58</b>	<b>52</b>	<b>61</b>	<b>60</b>	<b>58</b>	<b>66</b>	<b>71</b>	<b>56</b>	<b>77</b>	<b>88</b>

**Brooklyn College Fact Book 2018-2019**

**Undergraduate Degrees Conferred Report, By School and Department and Academic Year (Summer, Fall , Spring)**

AcadPlan/Subplan	Description	AY 2009	AY 2010	AY 2011	AY 2012	AY 2013	AY 2014	AY 2015	AY 2016	AY 2017	AY 2018
FILM-BA/MARKETING	Film Marketing	6	6	6	3	2	0	0	0	0	0
FILM-BA/SCREENWTG	Film Screenwriting	2	3	7	11	8	8	8	10	10	18
FILM-BA/	Film Studies	7	10	4	9	6	0	3	2	5	2
FILM-BA/FILMPROD	Film Production	43	31	38	28	38	55	52	41	54	59
FILM-CERT/	Film Production	0	2	3	3	1	1	0	0	0	0
FILM-BA/INDUSTRYST	Film Industry Studies	0	0	1	1	0	0	4	1	2	5
FILM-BA/DOCPROD	Film Documentary Production	0	0	2	5	3	2	4	2	4	3
MHCFLM-BA/	Film (MHC)	0	0	0	0	0	0	0	0	2	1
<b>Television and Radio</b>		<b>83</b>	<b>91</b>	<b>75</b>	<b>93</b>	<b>103</b>	<b>89</b>	<b>92</b>	<b>82</b>	<b>94</b>	<b>84</b>
BRDCST-BS/	Journalism and Media Studies	11	18	16	17	16	17	20	21	14	17
TVR-BA/	Television and Radio	72	73	59	76	87	72	70	60	79	67
MHCBCJ-BS/	Journalism and Media Studies (MHC)	0	0	0	0	0	0	0	1	1	0
MHCTVR-BA/	Television and Radio (MHC)	0	0	0	0	0	0	2	0	0	0
<b>Theater</b>		<b>16</b>	<b>17</b>	<b>13</b>	<b>24</b>	<b>14</b>	<b>25</b>	<b>21</b>	<b>31</b>	<b>22</b>	<b>29</b>
THEA-BA/	Theater	7	6	6	14	10	14	13	14	14	12
THEA-BFA/ACTING	Theater - Acting	6	9	5	8	3	8	6	9	3	13
THEA-BFA/THEATRPROD	Theater Production	3	2	2	2	1	3	2	8	4	4
MHCTHE-BFA/	Theater (MHC)	0	0	0	0	0	0	0	0	1	0
<b>TOTAL, Undergraduate</b>		<b>2,398</b>	<b>2,495</b>	<b>2,784</b>	<b>2,921</b>	<b>2,617</b>	<b>2,488</b>	<b>2,458</b>	<b>2,589</b>	<b>2,768</b>	<b>2,893</b>



**Brooklyn College Fact Book 2018-2019**

**Graduate Degrees Conferred Report, By School and Department and Academic Year (Summer, Fall , Spring)**

AcadPlan/Subplan	Description	AY 2009	AY 2010	AY 2011	AY 2012	AY 2013	AY 2014	AY 2015	AY 2016	AY 2017	AY 2018
<b>Murray Koppelman School of Business</b>		<b>33</b>	<b>44</b>	<b>94</b>	<b>95</b>	<b>107</b>	<b>148</b>	<b>144</b>	<b>148</b>	<b>144</b>	<b>170</b>
<b>Accounting</b>		<b>12</b>	<b>14</b>	<b>40</b>	<b>35</b>	<b>25</b>	<b>19</b>	<b>21</b>	<b>15</b>	<b>15</b>	<b>19</b>
ECOACCX-MA/	Accounting	1	0	0	0	0	0	0	0	0	0
ECOACCX-MA/ECONACCNT	Accounting CPA Qualifying	8	3	2	1	1	0	0	0	0	0
ACCNT-MS/	Accounting	3	11	38	34	24	19	21	15	15	19
<b>Business Management</b>		<b>0</b>	<b>0</b>	<b>38</b>	<b>56</b>	<b>82</b>	<b>129</b>	<b>123</b>	<b>133</b>	<b>129</b>	<b>151</b>
BUSADM-MS/GLBBUSFIN	Business Administration - Global Business and Finance	0	0	35	52	22	0	3	35	66	63
BUSEC-MS/GLBBUSFIN	Business Administration - Global Business and Finance	0	0	0	0	51	106	91	45	10	3
BUSADM-MS/	Business Administration - Economic Analysis	0	0	3	4	3	0	0	3	9	4
BUSEC-MS/	Business Administration - Economic Analysis	0	0	0	0	1	7	4	6	2	0
BUSADM-MS/BUSACCNT	Business Administration - Business Accounting	0	0	0	0	1	0	3	7	9	13
BUSEC-MS/BUSACCNT	Business Administration - Business Accounting	0	0	0	0	4	13	15	18	2	1
BUSADM-MS/GENBUS	Business Administration - General Business	0	0	0	0	0	0	0	13	26	33
BUSEC-MS/GENBUS	Business Administration - General Business	0	0	0	0	0	3	7	6	2	3
BUSADM-MS/BUSINTANYS	Business Intelligence and Data Analysis	0	0	0	0	0	0	0	0	3	31
<b>Economics</b>		<b>21</b>	<b>30</b>	<b>16</b>	<b>4</b>	<b>0</b>	<b>0</b>	<b>0</b>	<b>0</b>	<b>0</b>	<b>0</b>
ECONX-MA/	Economics	21	30	16	4	0	0	0	0	0	0
<b>School of Education</b>		<b>745</b>	<b>682</b>	<b>691</b>	<b>652</b>	<b>531</b>	<b>499</b>	<b>539</b>	<b>550</b>	<b>554</b>	<b>562</b>
<b>Childhood, Bilingual, Special Education</b>		<b>318</b>	<b>229</b>	<b>265</b>	<b>209</b>	<b>146</b>	<b>156</b>	<b>194</b>	<b>189</b>	<b>189</b>	<b>163</b>
ELEDX-MSED/	Elementary Education (1-6)	0	0	0	0	0	1	0	0	0	0
TSPED-MSED/SPECED	Special Education	1	0	0	0	0	0	0	0	0	0
CET-MSED/CETLAOPTA	Child Educ Teacher- Lib Arts (1-6) Option A	14	18	24	15	13	8	2	1	10	6
CET-MSED/CETLAOPTB	Child Educ Teacher- Lib Arts (1-6) Option B	0	2	2	6	3	5	1	2	3	4
CET-MSED/CETLAOPTC	Child Educ Teacher- Lib Arts (1-6) Option C	32	15	29	25	25	23	4	19	23	18
CETBE-MSED/	Child Educ Teacher (1-6) - Bilingual Education Option A	3	7	3	5	4	6	3	2	1	10
CET-MSED/CETSEOPTA	Child Educ Teacher (1-6) Sci and Envir Option A	11	14	12	5	6	6	0	1	1	3

**Brooklyn College Fact Book 2018-2019**

**Graduate Degrees Conferred Report, By School and Department and Academic Year (Summer, Fall , Spring)**

AcadPlan/Subplan	Description	AY 2009	AY 2010	AY 2011	AY 2012	AY 2013	AY 2014	AY 2015	AY 2016	AY 2017	AY 2018
CET-MSED/CETSEOPTB	Child Educ Teacher (1-6) Sci and Envir Option B	0	0	0	0	1	0	0	0	0	0
CET-MSED/CETSEOPTC	Child Educ Teacher (1-6) Sci and Envir Option C	0	0	1	1	0	3	0	5	1	2
CET-MSED/CETMOPTA	Child Educ Teacher (1-6) Math Option A	21	22	23	18	5	5	14	6	9	7
CET-MSED/	Child Educ Teacher (1-6) Math Option B	0	0	0	0	1	1	0	0	0	0
CET-MSED/CETMOPTC	Child Educ Teacher (1-6) Math Option C	1	1	1	4	1	5	4	2	6	10
LITCH-MSED/LITTCHRB6	Literacy Teacher (B-6)	1	0	0	0	0	0	0	0	0	0
TSDEC-MSED/TSDECOPTA	Teacher of Students w/Disab (B-2) Option A	2	7	2	6	5	7	7	6	13	9
TSDEC-MSED/TSDECOPTB	Teacher of Students w/Disab (B-2) Option B	7	16	10	9	7	11	10	15	6	7
DISAB-MSED/TSDECOPTA	Teacher of Students w/Disab (1-6) Option A	4	1	3	4	4	4	14	9	5	5
DISAB-MSED/TSDECOPTB	Teacher of Students w/Disab (1-6) Option B	14	12	10	20	23	14	18	14	14	7
DISAB-MSED/TSDECOPTC	Teacher of Students w/Disab (1-6) Option C	2	4	4	24	13	6	19	10	25	11
DISAB-MSED/MIDCHOPTA	Teach Stud w/Disab: Mid Child Gen (5-9) Option A	1	0	0	0	1	0	0	0	0	0
DISAB-MSED/MIDCHOPTB	Teach Stud w/Disab: Mid Child Gen (5-9) Option B	1	3	2	13	2	0	0	0	0	0
ASD-AC/	Autism Spectrum Disorders	7	1	41	33	15	15	5	7	11	11
TDISE-MSED/	Teach Stud w/Disab Generalist (7-12)	0	0	0	0	5	17	23	53	37	32
BILNGED-AC/	Bilingual Education ACB	0	0	0	0	0	0	0	0	0	1
CET-MSED/	Childhood Education Teacher (1-6)	0	0	0	0	11	1	0	0	0	0
CETB-MSED/LIBARTOPTA	Child Educ Teach: Lib Arts Option A (TransB)	31	28	18	2	0	0	1	0	0	0
BILED-MSED/	Child Educ Teacher: Bilingual Educ (TransB)	1	0	0	0	0	0	0	0	0	0
DSAB-MSED/TSDOPTA	Teach Stud w/Disab (1-6) Option A (TransB)	1	1	0	0	0	0	1	0	0	0
DSAB-MSED/TSDOPTB	Teach Stud w/Disab (1-6) Option B (TransB)	0	0	0	1	0	0	0	0	0	0
DISAB-MSED/TSDOPTC	Teach Stud w/Disab (1-6) Option C (TransB)	81	8	2	3	0	0	0	0	0	0
TDISE-MSED/TDISMCH	Teach Stud w/Disab: Mid Child Gen (5-9) Option B (TransB)	82	6	10	6	0	2	7	4	2	0
CHDTR-MSED/	Teach Stud w/Disab: Gen (7-12) Option A	0	0	0	0	0	15	38	1	13	18
DISAB-MSED/TSDECOPTD	Teach Stud w/ Disab: Chidhood Option D (TransB)	0	17	16	6	0	1	22	31	9	2
TDISE-MSED/TDISMCHC	Teach Stud w/ Disab: Mid Chidhood - Option C (TransB)	0	46	52	3	1	0	1	1	0	0
<b>Early Childhood/Art Education</b>		<b>47</b>	<b>65</b>	<b>48</b>	<b>58</b>	<b>51</b>	<b>48</b>	<b>56</b>	<b>62</b>	<b>57</b>	<b>96</b>
ECHT-MSED/ELMEDLIBAR	Elementary Education (1-6)	1	0	0	0	0	0	0	0	0	0
ECHT-MSED/ELEMEDHUM	Elementary Education - Humanties	0	1	0	0	0	0	0	0	0	0
ECHT-MSED/ELEMMATH	Elementary Education-Humanities	3	0	1	0	0	0	0	0	0	0

**Brooklyn College Fact Book 2018-2019**

**Graduate Degrees Conferred Report, By School and Department and Academic Year (Summer, Fall , Spring)**

AcadPlan/Subplan	Description	AY 2009	AY 2010	AY 2011	AY 2012	AY 2013	AY 2014	AY 2015	AY 2016	AY 2017	AY 2018
ECHT-MSED/ECHTOPTA	Early Child Educ Teacher(B-2) Option A	12	23	25	24	12	15	26	12	20	41
ECHT-MSED/ECHTOPTB	Early Child Educ Teacher(B-2) Option B	1	1	1	0	1	0	0	0	0	2
ECHT-MSED/ECHTOPTC	Early Child Educ Teacher(B-2) Option C	16	21	15	22	26	20	12	31	21	36
ARTTCH-MA/	Art Teacher	14	19	6	12	4	0	5	1	0	0
ARTTCHR-MA/	Art Teacher	0	0	0	0	8	13	13	18	14	6
ARTEDUC-AC/	Art Education	0	0	0	0	0	0	0	0	1	9
EIP-AC/	Early Intervention and Parenting	0	0	0	0	0	0	0	0	1	2
<b>Education</b>		<b>6</b>	<b>0</b>	<b>1</b>	<b>0</b>	<b>0</b>	<b>0</b>	<b>0</b>	<b>0</b>	<b>0</b>	<b>0</b>
SADSUPX-AC/SCHLADMIN	School Administration and Supervision	0	0	1	0	0	0	0	0	0	0
SADSUPX-AC/EDLEADRSH	Educational Leadership	6	0	0	0	0	0	0	0	0	0
<b>School Psychology, Counseling and Leadership</b>		<b>130</b>	<b>150</b>	<b>155</b>	<b>194</b>	<b>177</b>	<b>135</b>	<b>148</b>	<b>161</b>	<b>161</b>	<b>173</b>
SC-MSED/GUIDCNSG	Guidance and Counseling	0	0	0	0	0	0	0	0	1	0
SC-AC/GUIDCNSLG	Guidance and Counseling	1	0	0	0	0	0	0	0	1	0
SP-AC/	School Psychologist	15	24	13	17	20	22	19	15	13	29
SP-MSED/	School Psychologist	28	18	22	31	21	28	26	28	39	20
SP-AC/SCHPSYCBIL	School Psychologist - Bilingual	4	4	3	5	10	4	8	12	13	8
PLYTHRP-AC/	Play Therapy	0	0	0	0	0	0	0	4	10	19
ELSBD-MSED/	Educational Leadership	43	54	47	48	49	0	0	0	0	18
ELSBL-MSED/	Educational Leadership	0	0	0	0	16	44	41	45	41	32
SC-MSED/	School Counseling	28	41	51	64	40	23	41	38	37	32
SC-AC/	School Counseling	11	9	19	29	21	14	13	19	6	15
<b>Secondary Education</b>		<b>244</b>	<b>238</b>	<b>222</b>	<b>191</b>	<b>157</b>	<b>160</b>	<b>141</b>	<b>138</b>	<b>147</b>	<b>130</b>
BIOTCHX-MA/	Biology Teacher (7-12)	1	0	0	0	0	0	0	0	0	0
ENGTCH-MA/	English Teacher (7-12)	0	0	0	0	0	2	0	0	0	0
ENGLTCH-MA/	English Teacher (5-12) (Trans B)	0	0	0	0	0	1	0	0	0	0
PHYEX-MSED/	Physical Education Teacher (K-12)	0	1	0	0	0	0	0	0	0	0
RDGTX-MSED/	Reading Teacher	1	0	0	0	0	0	0	0	0	0

**Brooklyn College Fact Book 2018-2019**

**Graduate Degrees Conferred Report, By School and Department and Academic Year (Summer, Fall , Spring)**

AcadPlan/Subplan	Description	AY 2009	AY 2010	AY 2011	AY 2012	AY 2013	AY 2014	AY 2015	AY 2016	AY 2017	AY 2018
SOCSTX-MA/	Social Studies Teacher (7-12)	0	0	0	0	0	0	1	0	0	0
MCHES-MSED/MCHESOPTA	Mid Child Educ (5-9) Math Specialist Option A	9	6	4	8	7	7	6	1	4	1
MCHES-MSED/MCHESOPTB	Mid Child Educ (5-9) Math Specialist Option B	2	5	6	4	3	1	0	2	1	0
MCHES-MSED/MCHESOPTC	Mid Child Educ (5-9) Math Specialist Option C	4	9	2	10	7	8	3	6	4	2
MDCE-MA/MCHEOPTA	Mid Child Educ Gen (5-9) Gen Sci Option A	1	1	1	0	0	0	1	0	0	1
MDCE-MA/MCHEA	Mid Child Educ Teacher(5-9) Sciences - Option A	19	11	22	7	4	3	4	1	1	0
MDCE-MA/MCHEB	Mid Child Educ Teacher(5-9) Sciences - Option B	0	1	1	1	1	2	0	0	0	0
MDCE-MA/MCHEC	Mid Child Educ Teacher(5-9) Sciences - Option C	0	0	1	1	0	3	3	2	1	2
ADOLSE-MAT/	Science Education (7-12) Concentration A	0	0	5	4	7	9	6	7	4	4
ASE-MAT/	Science Education (7-12) Concentration B	0	0	7	8	9	13	6	12	11	8
ENGLTCH-MA/ENGTCHR	English Teacher (7-12) Option B	0	0	0	0	0	2	6	10	8	15
ENGTCH-MA/	English Teacher (7-12) Option B	0	0	0	2	1	0	2	0	0	0
BIOTCHR-MA/	Biology Teacher (7-12)	1	4	1	1	0	0	0	0	0	0
CHEMTCH-MA/	Chemistry Teacher (7-12) Option A	0	1	0	0	0	0	0	0	0	0
ENGLTCH-MA/ENGTCHRA	English Teacher (7-12) Option A	25	20	24	22	22	20	9	14	5	3
FRENTCH-MA/	French Teacher (7-12) Option A	0	1	1	0	0	0	1	0	1	0
MATHTCH-MA/	Mathematics Teacher (7-12) Option A	11	8	10	12	14	15	8	7	12	4
SSTCHR-MA/	Social Studies Teacher (7-12) Option A	22	15	16	25	20	10	17	6	4	3
SPANTCH-MA/	Spanish Teacher (7-12) Option A	4	4	1	3	4	1	1	1	2	2
EST-MAT/	Earth Science Teacher (7-12) Concentraion A	0	0	0	2	1	1	2	3	4	4
ESCIT-MAT/	Earth Science Teacher (7-12) Concentraion B	0	0	0	2	0	5	2	2	2	3
HTCHX-MSED/	Health and Nutrition Sciences: Health Teacher	2	8	10	13	8	2	0	0	0	0
MUSTCHR-MA/	Music Teacher	10	4	5	4	2	2	3	5	2	1
MUSED-AC/	Music Teacher Certificate	2	12	10	4	5	5	9	10	9	15
PETCH-MSED/	Physical Education Teacher	26	19	20	21	20	22	17	7	17	6
MATHTCH-MA/MTHTCHOPTB	Mathematics Teacher (7-12) Option B	0	0	0	0	0	0	0	3	4	4
SSTCHR-MA/SSTTCHOPTB	Social Studies Teacher (7-12) Option B	0	0	0	0	0	0	0	2	9	2
MEMS-MSED/MCTMS	Mid Child Educ: Math Spec-Option A (TransB)	0	0	0	0	2	0	0	0	0	0
MEMS-MSED/MCTMS	Mid Child Educ: Math Spec-Option C (TransB)	48	37	10	3	2	0	0	0	0	0
MDCED-MA/MCECERTD	MID CHLD ED TRANSB(MA)D PRG2	0	0	0	0	4	10	2	0	0	0
MDCED-MA/MCECERTA	Mid Child Gen: Gen Sci - Option A (TransB)	0	0	0	0	0	1	0	0	0	0

**Brooklyn College Fact Book 2018-2019**

**Graduate Degrees Conferred Report, By School and Department and Academic Year (Summer, Fall , Spring)**

AcadPlan/Subplan	Description	AY 2009	AY 2010	AY 2011	AY 2012	AY 2013	AY 2014	AY 2015	AY 2016	AY 2017	AY 2018
MDCED-MA/MCECERTA	Mid Child Gen: Gen Sci - Option A Prg 2 (TransB)	9	11	12	0	0	0	0	0	0	0
MDCED-MA/MCECERTD	Middle Childhood Education A Prg 2 (TransB)	0	0	7	14	5	0	8	13	20	14
BIOTCHB-MA/	Adolescence Education: Biology Teacher (TransB)	0	0	0	0	0	0	0	0	0	10
ENGTCHR-MA/ENGTCHRB	Adolescence Education: English Teacher (TransB)	31	17	9	1	0	7	7	0	0	0
MATHTC-MA/	Adolescence Education: Math Teacher (TransB)	16	7	2	1	1	0	0	0	0	0
ESTCH-MAT/	Earth Science Teacher (7-12) (Trans B)	0	0	0	6	5	8	4	0	1	0
MEMS-MSED/MCTMS	Mid Child Educ (5-9) Math Spec Option D (Trans B)	0	14	15	8	1	0	0	0	0	0
MATHTCH-MA/MATHTCHOP1	Mathematics Teacher (7-12) Option 1	0	10	2	0	0	0	0	0	0	0
ENGTCHR-MA/ENGTCHRB	English Teacher (Trans B)	0	12	18	4	2	0	13	24	21	26
<b>School of Humanities and Social Sciences</b>		<b>184</b>	<b>174</b>	<b>203</b>	<b>163</b>	<b>200</b>	<b>135</b>	<b>138</b>	<b>126</b>	<b>92</b>	<b>91</b>
<b>Communication Arts, Sciences, and Disorders</b>		<b>42</b>	<b>29</b>	<b>33</b>	<b>34</b>	<b>35</b>	<b>35</b>	<b>32</b>	<b>35</b>	<b>36</b>	<b>27</b>
SLP-MS/	Speech-Language Pathology	42	29	33	34	35	35	32	35	36	27
<b>English</b>		<b>51</b>	<b>65</b>	<b>71</b>	<b>35</b>	<b>66</b>	<b>53</b>	<b>57</b>	<b>45</b>	<b>31</b>	<b>33</b>
CWTG-MFA/FICTION	Creative Writing - Fiction	12	16	13	12	11	9	12	12	3	13
CWTG-MFA/PLAYWRTG	Creative Writing - Playwriting	3	7	5	2	5	6	5	4	5	4
CWTG-MFA/POETRY	Creative Writing - Poetry	10	8	11	4	8	4	7	6	9	2
ENGL-MA/	English	26	34	42	17	42	34	33	23	14	14
<b>History</b>		<b>11</b>	<b>15</b>	<b>12</b>	<b>11</b>	<b>17</b>	<b>9</b>	<b>11</b>	<b>7</b>	<b>4</b>	<b>9</b>
HIST-MA/	History	11	15	12	11	17	9	11	7	4	9
<b>Judaic Studies</b>		<b>0</b>	<b>0</b>	<b>0</b>	<b>0</b>	<b>0</b>	<b>0</b>	<b>1</b>	<b>0</b>	<b>0</b>	<b>0</b>
JUDAIC-MA/	Judaic Studies	0	0	0	0	0	0	1	0	0	0
<b>Liberal Studies</b>		<b>5</b>	<b>3</b>	<b>2</b>	<b>0</b>	<b>0</b>	<b>0</b>	<b>0</b>	<b>0</b>	<b>0</b>	<b>0</b>
MALS-MA/	Liberal Studies	5	3	2	0	0	0	0	0	0	0

**Brooklyn College Fact Book 2018-2019**

**Graduate Degrees Conferred Report, By School and Department and Academic Year (Summer, Fall , Spring)**

AcadPlan/Subplan	Description	AY 2009	AY 2010	AY 2011	AY 2012	AY 2013	AY 2014	AY 2015	AY 2016	AY 2017	AY 2018
<b>Modern Languages and Literatures</b>		<b>13</b>	<b>8</b>	<b>10</b>	<b>3</b>	<b>4</b>	<b>5</b>	<b>3</b>	<b>3</b>	<b>1</b>	<b>4</b>
FREN-MA/	French	3	0	2	3	2	1	1	0	0	0
SPAN-MA/	Spanish	10	8	8	0	2	4	2	3	1	4
<b>Political Science</b>		<b>46</b>	<b>49</b>	<b>68</b>	<b>75</b>	<b>73</b>	<b>30</b>	<b>24</b>	<b>29</b>	<b>18</b>	<b>16</b>
POLSCI-MA/	Political Science	27	26	24	19	14	7	4	1	2	0
POLSCI-MA/URPOLADMIN	Political Science - Urban Policy and Administration	17	19	24	39	45	15	9	8	2	1
PSLBX-MA/	Political Science and Law	1	0	0	0	0	0	0	0	0	0
POLSCI-MA/INTRNTNLAF	Political Science - International Affairs	1	4	20	17	14	8	11	20	14	15
<b>Sociology</b>		<b>16</b>	<b>5</b>	<b>7</b>	<b>5</b>	<b>5</b>	<b>3</b>	<b>10</b>	<b>7</b>	<b>2</b>	<b>2</b>
SOC-MA/	Sociology	16	5	7	5	5	3	10	7	2	2
<b>School of Natural and Behavioral Sciences</b>		<b>163</b>	<b>183</b>	<b>223</b>	<b>224</b>	<b>235</b>	<b>199</b>	<b>207</b>	<b>217</b>	<b>209</b>	<b>198</b>
<b>Biology</b>		<b>3</b>	<b>5</b>	<b>8</b>	<b>8</b>	<b>10</b>	<b>7</b>	<b>12</b>	<b>11</b>	<b>6</b>	<b>10</b>
BIO-MA/	Biology	3	5	8	8	10	7	12	11	6	10
<b>Chemistry</b>		<b>3</b>	<b>1</b>	<b>5</b>	<b>2</b>	<b>2</b>	<b>1</b>	<b>1</b>	<b>2</b>	<b>3</b>	<b>3</b>
CHEM-MA/	Chemistry	3	1	5	2	2	0	0	0	1	1
CHEM-MS/	Chemistry	0	0	0	0	0	1	1	2	2	2
<b>Computer and Information Science</b>		<b>31</b>	<b>26</b>	<b>24</b>	<b>18</b>	<b>23</b>	<b>29</b>	<b>35</b>	<b>21</b>	<b>23</b>	<b>29</b>
BMF-BSMPS/CISECON	Business Information Systems - Comptr Inf Sci/Econ (BS/MPS)	0	1	0	2	0	1	0	0	0	0
CS-MA/CIS	Computer and Information Science	12	14	13	8	3	0	2	0	0	0
INFOSYS-MS/	Information Systems	19	11	10	7	11	16	17	13	8	12
HLTHINF-MS/	Computer Science and Health Science	0	0	0	0	0	0	0	0	0	5
CS-MA/	Computer Science	0	0	1	1	9	10	15	8	15	12
PDC-AC/	Parallel and Distributed Computing	0	0	0	0	0	2	1	0	0	0

**Brooklyn College Fact Book 2018-2019**

**Graduate Degrees Conferred Report, By School and Department and Academic Year (Summer, Fall , Spring)**

AcadPlan/Subplan	Description	AY 2009	AY 2010	AY 2011	AY 2012	AY 2013	AY 2014	AY 2015	AY 2016	AY 2017	AY 2018
<b>Earth and Environmental Sciences</b>		<b>4</b>	<b>3</b>	<b>0</b>	<b>1</b>	<b>2</b>	<b>4</b>	<b>6</b>	<b>4</b>	<b>3</b>	<b>10</b>
EES-MA/	Earth and Environmental Sciences	4	3	0	1	2	2	2	4	0	4
EES-MS/	Earth and Environmental Sciences	0	0	0	0	0	2	4	0	3	6
<b>Health and Nutrition Sciences</b>		<b>45</b>	<b>44</b>	<b>41</b>	<b>55</b>	<b>64</b>	<b>48</b>	<b>34</b>	<b>59</b>	<b>44</b>	<b>32</b>
COMHTH-MPH/HTHCAREMGT	Health Care Management	2	1	1	0	0	0	0	0	0	0
COMHTH-MPH/HLTHPOLADM	Health Care Policy and Administration	11	2	6	8	13	8	4	13	1	0
COMHTH-MA/HLTHPOLADM	Health Care Policy and Administration	0	1	0	0	0	0	0	0	0	0
COMHTH-MA/THANATOLGY	Community Health Thanatology	5	2	2	0	1	2	2	2	2	0
COMHTH-MA/	Community Health	0	1	0	0	0	0	0	0	0	0
COMHTH-MA/COMMHLTH	Community Health Education	4	10	4	9	8	11	6	4	12	10
COMHTH-MPH/	Community Health	6	8	9	11	12	6	4	12	1	0
NUTR-MS/	Nutrition	16	18	15	17	25	16	15	24	28	21
GC-AC/	Grief Counseling	1	1	4	10	5	5	3	4	0	1
<b>Kinesiology</b>		<b>15</b>	<b>29</b>	<b>57</b>	<b>51</b>	<b>46</b>	<b>40</b>	<b>27</b>	<b>37</b>	<b>39</b>	<b>35</b>
EXSPRT-MS/	Exercise Science and Rehabilitation	0	0	0	0	0	0	0	17	16	17
PEDESR-MS/	Exercise Science and Rehabilitation	7	12	27	27	22	10	10	4	0	0
PED-MS/PEDPSYASP	Psychosocial Aspects Of Sports Activity	0	0	0	0	0	0	1	0	0	0
PED-MS/	Sports Management	8	17	30	24	24	30	16	16	23	18
<b>Physics</b>		<b>0</b>	<b>0</b>	<b>1</b>	<b>0</b>	<b>3</b>	<b>0</b>	<b>2</b>	<b>4</b>	<b>1</b>	<b>2</b>
PHYS-MA/	Physics	0	0	1	0	3	0	2	4	1	2
<b>Psychology</b>		<b>62</b>	<b>75</b>	<b>87</b>	<b>89</b>	<b>85</b>	<b>70</b>	<b>90</b>	<b>79</b>	<b>90</b>	<b>77</b>
PMHC-MA/	Mental Health Counseling	30	30	45	27	42	36	38	34	45	27
PSYEXP-MA/	Experimental Psychology	12	6	6	11	11	6	11	15	15	11
PIOHR-MA/	Indus. & Organ. Psych.- Group Processes and Organ. Behavior	11	18	15	20	13	12	18	8	16	17
PIOOB-MA/	Indus. & Organ. Psy-Personnel and Human Resources	9	21	21	31	19	16	23	22	14	22

**Brooklyn College Fact Book 2018-2019**

**Graduate Degrees Conferred Report, By School and Department and Academic Year (Summer, Fall , Spring)**

AcadPlan/Subplan	Description	AY 2009	AY 2010	AY 2011	AY 2012	AY 2013	AY 2014	AY 2015	AY 2016	AY 2017	AY 2018
<b>School of Visual, Media, and Performing Arts</b>		<b>96</b>	<b>97</b>	<b>93</b>	<b>102</b>	<b>104</b>	<b>48</b>	<b>71</b>	<b>63</b>	<b>57</b>	<b>117</b>
<b>Art</b>		<b>14</b>	<b>9</b>	<b>17</b>	<b>14</b>	<b>15</b>	<b>9</b>	<b>10</b>	<b>17</b>	<b>12</b>	<b>11</b>
ART-MFA/DIGITALART	Art - Digital Art	0	0	0	1	0	0	0	0	0	0
ART-MFA/DRAWPAINT	Art - Drawing and Painting	7	3	11	4	7	5	2	8	4	5
ART-MFA/PRINTMKG	Art - Printmaking	1	0	1	2	2	0	1	1	0	0
ART-MFA/SCULPTURE	Art - Sculpture	1	1	3	0	1	1	3	1	4	3
ART-MFA/ARTPHOTO	Art - Photography	1	0	0	0	0	0	1	2	1	1
ARTHIST-MA/	Art - History	4	5	2	7	5	3	3	5	2	2
MUSMEDU-AC/	Museum Education	0	0	0	0	0	0	0	0	1	0
<b>Conservatory of Music</b>		<b>24</b>	<b>22</b>	<b>32</b>	<b>27</b>	<b>33</b>	<b>3</b>	<b>17</b>	<b>14</b>	<b>12</b>	<b>19</b>
MUS-MA/MUSICOLOGY	Musicology	1	4	7	2	3	1	0	0	0	3
MUS-MA/	Music	1	0	0	0	0	0	0	0	0	0
MPERF-MMUS/	Music - Performance	20	10	22	21	19	2	14	9	8	11
MCOMP-MMUS/	Music - Composition	2	7	2	4	11	0	3	3	3	4
MUS-MA/PERFPRACT	Music - Performance Practice	0	1	1	0	0	0	0	0	0	0
MPERF-AD/	Music Performance	0	0	0	0	0	0	0	0	1	1
MUSPERF-AD/	Music Performance	0	0	0	0	0	0	0	2	0	0
<b>Feirstein Graduate School of Cinema</b>		<b>0</b>	<b>0</b>	<b>0</b>	<b>0</b>	<b>0</b>	<b>0</b>	<b>0</b>	<b>0</b>	<b>0</b>	<b>53</b>
CINSTDS-MA/	Cinema Studies	0	0	0	0	0	0	0	0	0	7
CINART-MFA/CNMTGRPHY	Cinema Arts - Cinematography	0	0	0	0	0	0	0	0	0	5
CINART-MFA/CNMDRCTNG	Cinema Arts - Directing	0	0	0	0	0	0	0	0	0	11
CINART-MFA/CNMPOSTPRD	Cinema Arts - Post-Production	0	0	0	0	0	0	0	0	0	9
CINART-MFA/CNMPRDCNG	Cinema Arts - Producing	0	0	0	0	0	0	0	0	0	10
CINART-MFA/CNMSCRWTG	Cinema Arts - Screenwriting	0	0	0	0	0	0	0	0	0	11
<b>Performance and Interactive Media Arts</b>		<b>4</b>	<b>8</b>	<b>12</b>	<b>6</b>	<b>14</b>	<b>7</b>	<b>9</b>	<b>2</b>	<b>7</b>	<b>6</b>
PIMA-AC/	Performance And Interactive Media Arts	1	0	1	0	0	0	0	0	0	0



**Brooklyn College Fact Book 2018-2019**

**Graduate Degrees Conferred Report, By School and Department and Academic Year (Summer, Fall , Spring)**

AcadPlan/Subplan	Description	AY 2009	AY 2010	AY 2011	AY 2012	AY 2013	AY 2014	AY 2015	AY 2016	AY 2017	AY 2018
PIMA-MFA/	Performance And Interactive Media Arts	3	8	11	6	14	7	9	2	7	6
<b>Television and Radio</b>		<b>14</b>	<b>23</b>	<b>5</b>	<b>28</b>	<b>15</b>	<b>14</b>	<b>12</b>	<b>16</b>	<b>8</b>	<b>13</b>
TMS-MS/TVRPROG	Television and Radio Management and Programming	11	9	1	5	1	0	0	0	0	0
TMS-MS/	Media Studies	0	2	0	12	6	3	7	6	5	4
TTP-MFA/	Television Production	3	12	4	11	8	11	5	10	3	9
<b>Theater</b>		<b>40</b>	<b>35</b>	<b>27</b>	<b>27</b>	<b>27</b>	<b>15</b>	<b>23</b>	<b>14</b>	<b>18</b>	<b>15</b>
THEA-MFA/ACTING	Theater - Acting	15	7	8	7	7	6	10	5	4	5
THEA-MFA/	Theater	1	0	0	0	0	0	0	0	0	0
THEA-MFA/DGNTECHPRO	Theater - Design and Technology Production	5	5	3	5	5	2	0	2	5	2
THEA-MA/	Theater - History And Criticism	1	5	5	7	4	1	5	0	1	1
THEA-MFA/DIRECTING	Theater - Directing	4	7	3	2	4	2	3	2	2	3
THEA-MFA/DRAMA	Theater - Dramaturgy and Theater Criticism	4	0	0	0	0	0	0	0	0	0
THEA-MFA/PERARTMGM	Theater - Performing Arts Management	10	11	8	6	7	4	5	5	6	4
<b>TOTAL, Graduate</b>		<b>1,221</b>	<b>1,180</b>	<b>1,304</b>	<b>1,236</b>	<b>1,177</b>	<b>1,029</b>	<b>1,099</b>	<b>1,104</b>	<b>1,056</b>	<b>1,138</b>